

Peek at the Week



What the Ladybird Heard

This week in Drawing Club we have read the story 'What the Ladybird Heard' by Julia Donaldson. The children drew pictures including a map of where they would hide the 'prize cow' and a trap of how to capture 'Lanky Len' and 'Hefty Hugh'. Some of the children drew traps which included leaving out cakes and money to lure the thieves in! In Maths, we have played lots of games to consolidate our knowledge of number bonds to 10. We were very lucky to watch the Year 6 leavers' performance. We are extremely proud of how well the children listened and sat throughout the show.

The children met with their new Year 1 teachers on Wednesday morning. The children had lots of fun spending time with Miss Baldwin and Miss Chantler; they made crowns, played games and explored their new, large playground.

Here is our super vocabulary from 'What the Ladybird Heard'. Can you remember the actions? What do the words mean?

Agriculture

Silent


Thieve

Hullabaloo

Observant

Intelligent

Applauded



Early Bird - Things to do over the Summer

It was lovely to see so many parents at the Early Bird session on Tuesday Morning. Thank you so much for coming and we hope you got a few ideas.

Here is a link for making 'no cook' playdough, but there are lots of recipes online so do look them up:
<https://theimaginationtree.com/best-ever-no-cook-play-dough-recipe/>

Here is a link to how to make a booklet from a single sheet of paper:
<https://www.instructables.com/An-8-Page-Book-From-a-Piece-of-Paper/>

Some games and activities from the BBC:
<https://www.bbc.co.uk/bitesize/articles/zpwqm39>

Some great ideas from a school website:
<https://www.trentschools.net/20-summer-holiday-activities-to-keep-the-learning-momentum-going>

Bocketts Farm Park Trip

A few reminders...

The children will need to be in old clothes with their school jumper, so your child is easily recognisable. They will be wearing a school hi-viz jacket on top. Weather dependant, your child may need to wear Wellington Boots and bring a pair of shoes in a named plastic bag for after the farm visit. This trip is mainly held out of doors, so appropriate clothing, raincoat and/or sun hat/sunscreen, depending on the weather, should be worn.

The children will need a packed lunch. A form regarding school packed lunch options, which your child is entitled to, was sent on School Gateway. Alternatively, you can provide your child with a packed lunch from home.

If you are providing a packed lunch, it should be in a named bag or lunchbox. Please remember not to pack any food containing nuts or chocolate and no fizzy drinks – water is preferable. Once they arrive at the farm, the lunches are stored in the lunch area while the children explore the farm.

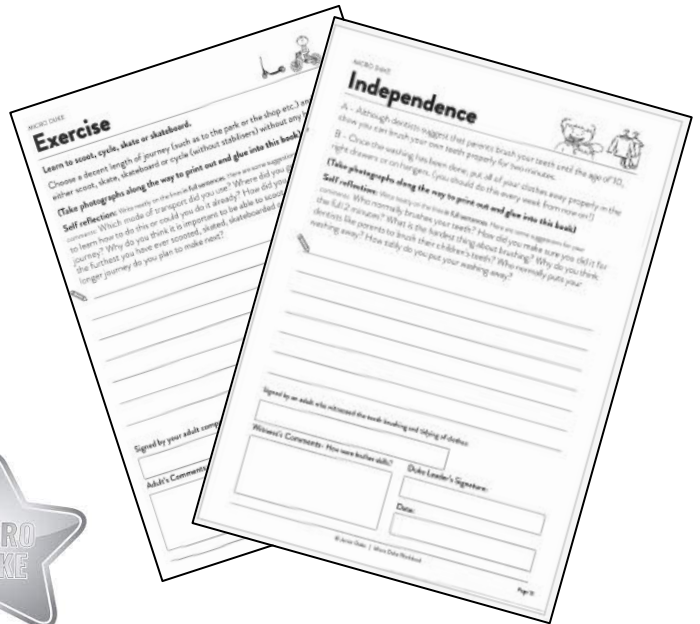

The weather says there is a possibility of rain at the moment but we all know this may change :-)

We will leave promptly after the register so please do not be late to school. We cannot wait. We will let the office know when we have arrived safely and they will let parents know on School Gateway.

We will leave the farm at 2pm and should be back in plenty of time for the end of the school day. We will inform the office when we leave and will keep them informed if we are delayed. If we are delayed, the office will inform parents on School Gateway.

Please let your class teacher know if you have any questions.

Micro Duke Award



Each week, we will send two challenges from the Micro Duke book, for the children to complete at home. If you would like to complete more than 2 a week, please let your class teacher know and we will email you more challenges.

The Micro Duke is an award aimed at helping children become more independent and confident in dealing with new situations.

If you complete the award, you will receive a badge and a certificate and will be able to attend the **Micro Duke Celebration Party on Wednesday 17th July at 2:45 pm!**

We will send the challenges on School Comms. If anyone would like the challenges or your child's photos printed out at school, please let your class teacher know.

We are aware that some children are completing the challenges using the booklet but we are also aware that some families cannot locate their booklets so we are going to help.

This week we are sending **Being Prepared** and **Eco Challenge**

7 challenges are needed to complete the award.

Closing date for this year is 8th July.

Please consider taking part - the children who are doing it are so proud of their achievements.

Information for next year



On Forest School days the children will wear non-uniform old clothes that can get dirty. If Forest School is on a PE day, the children should come to school in their PE kit and can change into their old clothes for Forest School. We will be sending Wellies home from Reception but they can be brought back in for Year 1 Forest School.

Mystery Reader

If you would like to volunteer as mystery reader before the school year finishes please talk to or email your class teacher.

Remember to not tell your child so it is a nice surprise!



Important Dates

Trip to Bocketts Farm Park: Tuesday 9th July

Micro Duke Celebration Party: Wednesday 17th July
2:45pm

Last day of term: Tuesday 23rd July - 1:30pm finish

Water play and Spare Clothes

The children are having so much fun playing with water in the sunny weather, which has finally arrived. However, we only have a small amount of school spare clothes. Please make sure your child has spare clothes in school - including pants and socks. Sometimes they have so much fun, they get wet again, so if you need to send two sets, please do :-).



Contacts

If you would like to contact any of us by email. We will reply as soon as possible within school working hours.

Mrs Annabel Glover-EYFS lead/Nursery
aglover13@suttonmail.org

Miss Rhian Lilley - Silver Class

rlilley2@suttonmail.org

Mrs Tammy Rich- Bronze Class

trich18@suttonmail.org

Please share these photographs with your children and encourage them to tell you what they have learnt this week.



Where did we release the butterflies?

Where do you think they will lay their eggs?



Please share these photographs with your children and encourage them to tell you what they have learnt this week.




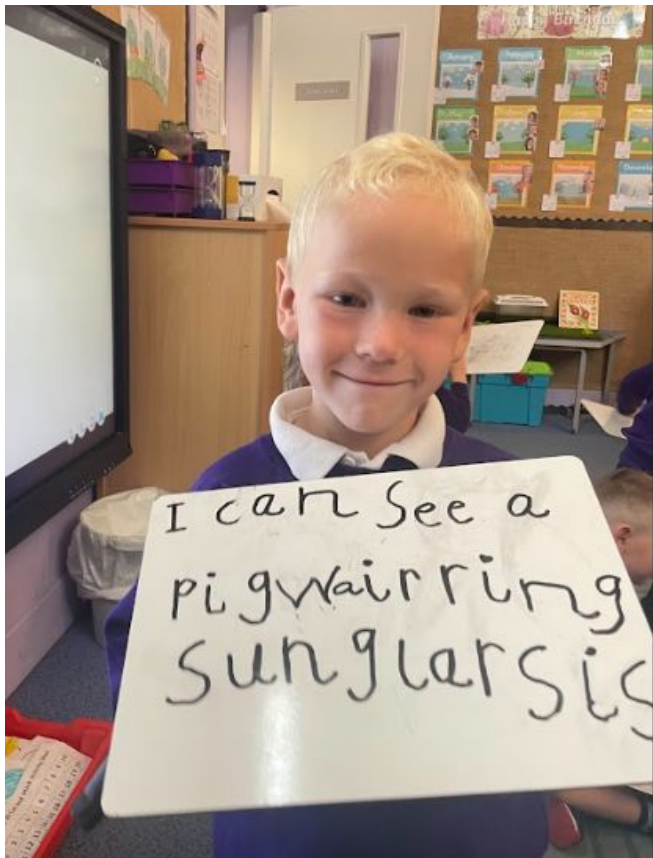
What did you use to make your ladybird?



Please share these photographs with your children and encourage them to tell you what they have learnt this week.



Where else could the animals hide the Prize Cow? The children came up with some amazing suggestions. Then they drew them and wrote sentences to explain where they would hide her.



What learning are you proud of?

Please share these photographs with your children and encourage them to tell you what they have learnt this week.



What materials did you use to create your collage in Forest School?

