


Nursery Peek at the Week

This week's learning

This week in Nursery, we have been reading the story of 'Jasper's Beanstalk' by Nick Butterworth and Mick Inkpen. We learnt all about how Jasper looked after his bean to grow his beanstalk. The children have all been looking after their beans and drawing any changes that they have noticed, some of them have started sprouted roots and this is very exciting!

Next week we will be continuing to look at this story and learning actions for the verbs e.g. planted, watered, dug, raked, mowed and waited.






If you have any questions or any WOW moments to share, please email us using the addresses below:

aglover13@suttonmail.org -Annabel Glover-Nursery Class Teacher, EYFS lead and Phonics Lead




mahmad68@suttonmail.org – Munaza Ahmad- Nursery Class Teacher

New 3-a-day Stories for Amber, Casper and Millie group children: The children have learnt our last 3 a day stories really well. These are our new 3 a day stories for this half

term:



New 3-a-day Stories for Ollie group children: These are stories that the children hear every day. These stories have been carefully chosen to help the children to develop a love of reading and to help them to develop early reading skills. These stories have key elements that support the children to retell them for example many of them use rhyme or repeated phrases.



What have we been learning in Nursery?

Please show your child these pictures and encourage them to talk about them.




We have been practising our subitising skills using a dice. **Subitising is the ability to see, solve and manipulate numbers in your head without counting them out one at a time.** The children confidently recognised the number of dots on the dice and counted out the correct number of beanbags to place on a 5 frame. They also enjoyed playing hopscotch and looking at the numerals.

What number can you see?

How many objects do you need?

Can you show that number using your fingers?







We have been joining materials together to create our own beanstalks.

What did you use to make your beanstalk?

What tools did you use?

Was it tricky? Why?

Who lives at the top of your beanstalk?

What does your beanstalk need to grow?



We have been experimenting with cornflour and water to see what happens when they are mixed.

What does dry cornflour feel like?

What happens when you mix water and cornflour?





Henry "It has a bit on it."



Derin +My bean is growing up."



The children have used their observational skills to draw some flowers. They have looked closely at the colours and used pastels to try and draw exactly what they could see. Look at this fantastic picture that Emma drew!

What colour is the pot?

What colours can you on the flowers?

What shapes do you need to draw?



Evelyn "It grew in the sunshine."



Kevin "My bean grew."



Caelan "It's broken."



Sebastian



Ori "A root is coming from my bean."



Aliona "It grow."



Oscar "It's not grown"



Emilia L "It has cracked."



Eva



Veronica "My bean."



Finley "It didn't growed."



Hana "My bean"



Aulon "My one has black. How did it get there."



Noah "It hasn't changed."



Eden "It has thing."



Thomas "my bean is growing."



Emma "My bean has come out."



Jesse "It has cracked."



Josyah "My bean will grow up and be a beanstalk."



Tommy "My bean will grow soon."



Emilia V "My bean is a little bit growned."

Important Dates

Monday 6th May Bank Holiday-No Nursery

27th May- Friday 31st May- Half term Nursery is closed, Willow Club is available to book for Tuesday, Wednesday and Thursday.