


Peek at the Week



Going Places

This week we have been looking at old and new transport and we discussed how we travel to school. We discovered that lots of us walk to school as we live nearby (see our class pictograms below). The children had a keen interest in the old Penny Farthing and we discussed why bicycles are much easier to ride now. The children also enjoyed looking at steam trains and how coal was used to power them.

In Maths, we have been exploring time and we played games to find out how much we could do in one minute. Our minute challenges included how many times we could write our name and how many star jumps we could do. We also made yummy jam sandwiches! As the children made their sandwich, they explained what they had to do first, next and then. In Forest School, the children had great fun peeling carrots and sticks with a vegetable peeler. This is called Whittling. They were all very sensible with the sharp blades, and later fed the carrot peelings to the chickens!



Dip and Do



1. What can you do in one minute?

For example:

How many star jumps can you do?

How many times can you sing your favourite nursery rhyme?

How many times can you roll 6 on a dice?

2. Do you have any vehicles at home? How are they powered? If you have a car, is it a petrol, diesel, electric or Hybrid? Vehicles can include anything that takes you from one place to another. Please send us a photograph!

3. How do you travel to school? What do you see on the way? Do you turn any corners? Next week we will be exploring our journey to school and drawing maps. Please take any photos of your journey to school (thinking about key landmarks that you see e.g. The Sun bakery, the park, Sainsburys etc.) and email/send these in to your class teacher. Thank you.

Mystery Reader!

Come and read to your child's class at the end of the day. Any member of the family can come and the children love it! If you would like to volunteer please secretly talk to or email your class teacher. **Remember –**

DON'T TELL YOUR CHILD! This is to be a surprise for them too!



Important Dates

FODS Mother's Day Shop 4th & 5th March: Please pay on Gateway (£2). All children who have paid will be taken to the shop during the school day to select a gift of their choice.

World Book Day: Thursday 7th March The children can come to school dressed as their favourite book character.

Parents' Evening: Wednesday 20th and Thursday 21st March. Please use the link you have been sent to book your Parents' Evening. If you have trouble making a booking, please go to the Office and they will be able to help you.

Contacts

If you would like to contact any of us by email. We will reply as soon as possible within school working hours.

Mrs Annabel Glover-EYFS lead/Nursery

aglover13@suttonmail.org


Miss Rhian Lilley - Silver Class

rlilley2@suttonmail.org

Mrs Tammy Rich- Bronze Class

trich18@suttonmail.org

Please share these photographs with your children and encourage them to tell you what they have learnt this week.



What vehicle did you make this week?



Please share these photographs with your children and encourage them to tell you what they have learnt this week.



What vehicle did you make this week?



**WOrr maybe you made a windy stick.
How did you attach the ribbons?**

Please share these photographs with your children and encourage them to tell you what they have learnt this week.



How many star jumps can you do in one minute?




How many times can you write your name in one minute?

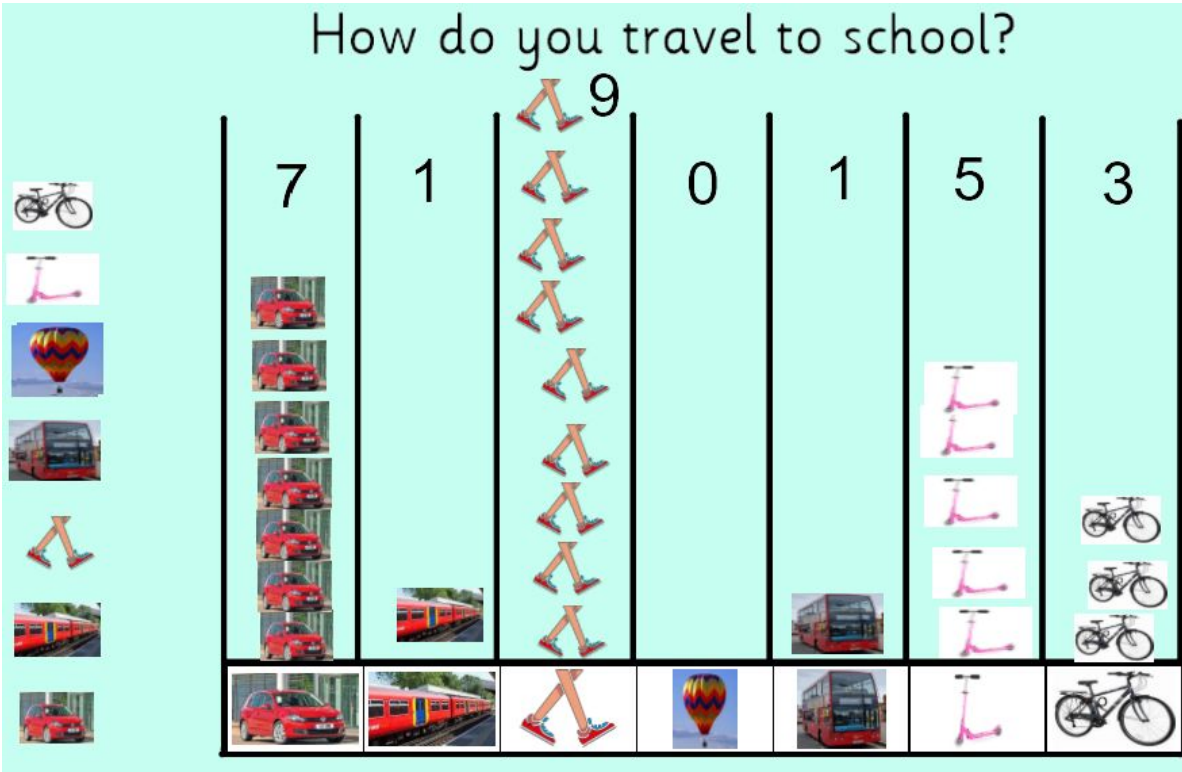


Please share these photographs with your children and encourage them to tell you what they have learnt this week.

How we travel to school in Silver Class



How we travel to school in Bronze Class



Please share these photographs with your children and encourage them to tell you what they have learnt this week.



What did you use to make your windy sticks? How did you attach the ribbons?



What repeating patterns can you make outside?



What shapes can you see?



How did you make your bridge?

What ingredients do you need to make a jam sandwich?
What do you need to do first?
How will you be safe when cutting your sandwich?





