

Nursery Peek at the Week

Weekly News

In Nursery this week, we have been looking at 'The Story of Christmas' by Hayley Down. This book is about the story of the first Christmas and we have been thinking about why Christians celebrate Christmas. The story uses rhyme with simple words so it is easier for the children to understand. We have been practising the songs for our Nativity play with Makaton signs. The children have been learning the importance of using Makaton signs because some people do not communicate in the same way that we do. All the children have enjoyed getting familiar with their roles and with enthusiasm, are actively joining in. You might have heard your child singing these songs at home too. In expressive arts and design we have been learning to join different materials to create a recognisable piece of art; we have been decorating small Christmas trees for the Christmas fair and making masks for the nativity. The children have also been using scissors with great precision to make paper chains. In Maths, we have been learning about size, using the language of smaller/bigger, longer/shorter, shorter/taller and ordering objects in relation to their size. We have heard many of the children using this vocabulary in their play e.g., 'My car is bigger'.

Next week we will be continuing learning about 'The Story of Christmas' by Hayley Down. We will also be learning about different ways that Christmas is celebrated. The children will start learning about simple repeating patterns. For example, 'blue, green, blue, green, blue, green' big car, small car, big car, small car, big car, small car'.



Please see the photographs below to find out what we have been learning.

Please do not forget if you would like to contact us please feel free to email us using the email addresses below:

aglover13@suttonmail.org -Annabel Glover-Nursery Class Teacher, EYFS lead and Phonics Lead



mahmad68@suttonmail.org – Munaza Ahmad- Nursery Class Teacher

Dip and Do


These are some ideas of things that you may like to do to support your child's learning at home.

- We will be learning about different ways that Christmas is celebrated- Do you have any Christmas decorations at home? If so, can you bring in pictures to share with your friends? If not, do you have any other special celebrations? If so, can you bring in pictures to share with your friends?
 - Can you find your biggest toy at home and your smallest toy?
 - Can you order some of your toys from shortest to tallest?
 - Can you share some Makaton signs that you remember?

3-a-day Stories: The children have learnt our last 3 a day stories really well. These are our new 3 a day stories for this half term:



Christmas 3-a-day story: We have a new 3-a-day story for Christmas.



What have we been learning Nursery?

Please show your child these pictures and encourage them to talk about them.



We have been using small world toys to retell 'The Story of Christmas'. Why is Christmas important to Christians?



Can you name the characters in this picture?

Who was the baby?

Why was he important?



What do shepherds do?

Who did the shepherds visit?



What animal did the wise men ride on?

Where were they going? Why?

What did they bring as gifts for baby Jesus?

Dough Disco


The children have been enjoying joining in with our Dough Disco sessions. These sessions help the children to develop their finger muscles ready for writing. We use flashcards when engaging in this activity during carpet sessions and during continuous provision. We have these flashcards up on our playdough station display.

So far, we have done up to five moves these are, **squeeze it, ball it, smack it, single fingers and sausage.**

Dough Disco combines the use of play dough with a series of hand and finger exercises designed to improve fine muscle control. The movements develop children's fine and gross motor dexterity, hand-eye coordination and self-esteem.

You can also do these moves with your child at home

Please refer to the pictures below for the order and instructions.





Move 2

Ball it!!

Place the Disco Dough between your two palms and roll it! Keep going till your dough forms a ball shape. In winter call it a snowball, in summer a beach ball...! The ball comes before we 'smack it' - move three. It is also essential before we dive our fingers in. The ball is essential for palm awareness.

Move 3

Smack it!

Take the 'ball' move 2 and flatten it with the other hand. Swap hands so both sides of the dough pancake get flattened. This gives you a dance floor in which the fingers can take turns at dancing on!




Move 4

Single Fingers.

Take each finger in turn and dance on the flattened Disco Dough dance floor. Call them the correct names! 'Go Tommy Thumb!' 'Go Peter Pointer!' 'Go Toby Tall' 'Ruby Ring do your thing!' 'Baby Small he's the best groover of all!'. Change hands and then let the other fingers go to the Dough Disco, don't forget their names as well. Saying the names helps young children gain more awareness over their fingers. A friend of mine's daughter loved Dough Disco and even when she fell and hurt her fingers she'd say 'I've hurt Toby and Peter!'.





What colours did you use to paint your tree?

What tool did you use? Was it tricky to use? Why?

What other tools could you have used?



How do we hold the scissors safely?

How did you stick the paper to make the rings for the paper chain?

Can you make a paper chain at home?

Have you made a long paper chain? Is it longer or shorter than you?



Can you point to the longest/shortest worm?

We were very lucky on Friday because FODs paid some real donkeys to come and visit our school. We talked about how they reminded us of the donkey that took Mary and Joseph to Bethlehem; we even sang our donkey song from our nativity to them.



A reminder that if you are not seeing your child's photographs in Peek it may be that we do not have your consent to do so. Please make sure that you have completed the Google form and let us know that you have added your consent.

Wows of the Week



Big ones, small ones



Engine make it go



I'll go and get the sand timer because I want to go on that scooter.

Important Dates

Saturday 2nd December **FODS Christmas fair** Come along to enjoy some family festive fun. Please sign up to volunteer on the nursery stall too if you can lend a hand.

Thursday 14th December at 9.30am and Friday 15th December at 2:00pm: **Nursery and Reception Nativity**