

Nursery Peek at the Week

Weekly News

In Nursery this week, we have been looking at the story of 'Lost and Found' by Oliver Jeffers as we continue to explore different ways to travel. In this book, the boy rows a boat but the penguin sails in an umbrella! We have been trying to make boats that float by experimenting with different building materials.

This book also focuses on friendship and helping each other so we have been thinking about what makes a good friend and how we can help our friends at Nursery. The children enjoyed creating their own penguins by joining different parts together. They also practised using scissors safely by having a go at making the penguin's feet and beak. Just like the boy in the story, the children made their own telescopes using their fingers to manipulate paper. In Maths, we have been learning about capacity and mass using wrapped up presents in different sizes. The children enjoyed exploring and making predictions about what could be inside.

Please see the photographs below to find out what we have been learning.



Please do not forget if you would like to contact us please feel free to email us using the email addresses below:

aglover13@suttonmail.org -Annabel Glover-Nursery Class Teacher, EYFS lead and Phonics Lead



Dip and Do

These are some ideas of things that you may like to do to support your child's learning at home.

- Can you make a boat that floats? What materials could you use?
 - Can you draw or make a penguin?
- Can you find your heaviest toy at home and your lightest toy? Are your big toys always the heaviest?
 - Can you make a picture or a gift for a friend?

What have we been doing in Nursery?

3-a-day Stories: The children have learnt our last 3 a day stories really well. These are our new 3 a day stories for this half term:



Please show your child these pictures and encourage them to talk about them.




We have been using small world toys to retell the Lost and Found story.



Here you can see the children squiggling. The children first practised the movement with the flipper flapper scarves. Then they practise with the pens on the paper with the lids on. After they will repeat the move with the lids off on a big sheet of paper.

Squiggle Whilst You Wiggle incorporates dance, music and large movements to help children develop the fine muscle control they need for writing.

Can you show your parents/carers the up and down, side to side and criss-cross moves?






What shapes did you choose to make your penguin? How did you hold the scissors safely?



What did you use to decorate your photo frame? Who is in your family? How do they help you?



What did you use to make your telescope?

How did you roll up the paper? What did you use to make it stick? What else could you have used?

Was it tricky? Why?


Can you make a telescope at home?

What will you see on your adventure?





Look at our lovely penguin colony







Wows of the Week



It's a truck with things!

Important Dates

Saturday 2nd December **FODS Christmas fair** Come along to enjoy some family festive fun. Please sign up to volunteer on the nursery stall too if you can lend a hand.

Thursday 14th December at 9.30am and Friday 15th December at 2:00pm: **Nursery and Reception Nativity**