

## Nursery Peek at the Week

### Weekly News

This week in Nursery we have been thinking about getting ready for Reception. We have been thinking about the skills we have learnt in Nursery this year including developing our fine motor skills, reading and writing our names (forming the letters correctly), recognising and ordering numbers to 5, counting out the correct number of objects to match to a numeral, retelling familiar stories, hearing the initial phonemes in words and orally blending phonemes to make words. We had lots of parents/carers join us on Thursday for our last Early birds sessions and we shared lots of activities to help the children to continue to practice their skills over the summer holidays. We would like to thank all of our families for their continued support across the year.

**REMEMBER No question or concern is too small, I would rather you email me than worry about something!**

[aglover13@suttonmail.org](mailto:aglover13@suttonmail.org) -Annabel Glover-Nursery Class Teacher, EYFS lead and Phonics Lead

**3-a-day Stories:** This half term we will be reviewing our 3-a-day stories to ensure that the children are confidently able to retell them.




## Dip and Do: Home Learning:

- Please practise the Early birds activities across the summer holidays to help your child to be school ready.
- What class are you going to be in next year?
- Who is your teacher?
- What is your favourite thing to do in your class?

### What have we been learning in Nursery this week?

We are learning to hear syllables in words.



What animals can you see?

How do we tap the name of your animal when playing the drums?

How many syllables in that animal? What is your favourite animal from the story?

How do we tap the name of that animal when playing the drum?

Can you tap your name? How many syllables in your name?




We are learning to use art resources to make a recognisable picture.  
We are learning to retell a familiar story.

#### Parent/Carer guide

Learning to retell a story is an important skill for building reading comprehension and writing skills in young children. Children need to develop story telling skills in a spoken format before they can apply them to a written format.


Clapping syllables helps children to break down longer words when listening to the sounds within them.



#### **Activities to do at home:**

- **Retelling stories using props-** gather household items that relate to the story and use them as props.
- **Finger puppets-** draw the key characters in the story on small pieces of paper to act out the story.
- **Playdough characters-** Make homemade playdough and with your child make the characters from the story. Then use the characters to retell the story.

We are learning to use art resources to make a recognisable picture.  
We are learning to retell a story?



What colours are you going to use to make your caterpillar?  
How will you stick the pieces of your mask together?  
Can you make the food for the hungry caterpillar? What resources will you use?  
Can you retell The Hungry Caterpillar story?  
What phrase is said a lot in this story?



We are learning to use art resources to make a recognisable picture.  
We are learning to retell a familiar story.

**Parent/Carer guide**



Learning to retell a story is an important skill for building reading comprehension and writing skills in young children. Children need to develop story telling skills in a spoken format before they can apply them to a written format.

**Activities to do at home:**

- **Retelling stories using props-** gather household items that relate to the story and use them as props.
- **Finger puppets-** draw the key characters in the story on small pieces of paper to act out the story.
- **Playdough characters-** Make homemade playdough and with your child make the characters from the story. Then use the characters to retell the story.





We are learning to hear the first sound in a word

Parent/Carer guide

Hearing the initial sound in words is crucial for early literacy development and language acquisition in young children. This helps children to understand that words are made up of individual sounds known as 'phonemes' and that changing these sounds can create different words. Children who can identify and manipulate sounds in words are better equipped to decode words when learning to read.



**Activities to do at home:**

- **I Spy**- Play 'I Spy' focusing on initial sounds rather than colours. For example, I spy something beginning with the sound /b/ (for ball).
- **Sound Scavenger Hunt**- create a list of initial sounds e.g. /s/ /a/ /t/ /p/ and challenge your child to find objects around the house that start with each sound.
- **Mystery sound bag**- Hide objects in a bag and ask your child to feel the objects and guess what they are based on the initial sound. For example, it begins with /s/



We are learning to strengthen our finger muscles.



How do you exercise your fingers?  
 Why should we exercise our fingers?  
 What did you find easy?  
 What did you find difficult?



We are learning to strengthen our finger muscles

Parent/Carer guide

Learning to cut with scissors helps to build hand strength, develop hand-eye coordination, improve bilateral coordination, and improve attention to tasks. Additionally, while using scissors the child is improving visual motor and visual perceptual skills.

Mark making is important as it serves as the foundation for children's writing and literacy skills. Children develop their fine motor skills through holding and manipulating writing tools. It also encourages creativity and expression.



**Activities to do at home:**

- **Finger painting-** using fingers to paint on paper to allow the children to explore different textures and colours.
- **Flour or salt trays-** fill a shallow tray with salt or flour and let children use their fingers or small tools to draw shapes and patterns.
- **Water painting-** bowl of water and paintbrush for children to paint on concrete or a wooden fence. Water will leave temporary marks that will dry and disappear.

**Practise holding and using scissors:**

- Give your child strips of paper and encourage them to make small snips along the edges
- Cutting playdough snakes in pieces.
- Cutting around simple shapes like squares and circles.

We are learning to recognise our names.

We are learning to write our names forming the letters correctly.





We are learning to recognise our names.  
We are learning to write our names.

**Parent/Carer guide**

It is an age-related expectation that children in nursery can recognise and write their name. Putting their name in order helps children to recognise each of the letters then they are ready to focus on correct letter formation. Mark making is important as it serves as the foundation for children's writing and literacy skills. Children develop their fine motor skills through holding and manipulating writing tools. It also encourages creativity and expression.



**Activities to do at home:**

- Finger painting- using fingers to paint the letters on paper to allow the children to explore different textures and colours.
- Flour or salt trays- fill a shallow tray with salt or flour and let children use their fingers or small tools to draw the letters in their name.
- Water painting- bowl of water and paintbrush for children to paint the letters on concrete or a wooden fence. Water will leave temporary marks that will dry and disappear.
- Name puzzle- write their name on a piece of paper and cut out each letter separately. Mix up the letters and have your children put them back in the correct order.
- Playdough names- roll out playdough and shape it into the letters of their name.

We are learning to sort objects to a criteria.  
We are learning to say which group has more/fewer objects.



Can you sort the objects into sets?  
What is the same/different about the objects in your set?  
Which group has more/fewer objects in?

We are learning to recognise, count and order numbers to 5.

We are learning to make numbers up to 5.



What numbers can you see?

Can you make this number? Can you find a different way to make this number?

Can you count out the correct number of objects to match to this number?

How many objects do you have?

Can you put the numbers in order? How do you know which order they should go in?



We are learning to recognise, count and order numbers to 5.  
We are learning to make numbers up to 5.

Parent/Carer guide

Counting to 5 forms the basic foundation for understanding numbers and sets. Basic counting skills are essential in everyday activities such as counting toys or snacks. Recognising numbers to 5 establishes a foundational understanding of numerical symbols and their corresponding quantities. Having this basic foundation secure is essential for the children to then grasp other mathematical concepts in later stages of development.

**Activities to do at home:**

- **Counting toys/objects-** during your child's play encourage them to count their toys aloud. Emphasise counting slowly and touching all the objects. Help children to understand that the last number they say when counting is the amount that they have.
- **Count and build-roll** a dice and count the number of dots together- you can even ask your child to subitise before counting. Then build a tower with that number of blocks.





## We are learning to recognise environmental sounds.

Parent/Carer guide

Hearing environmental sounds and recreating them is an important first step for children as they develop their phonics skills. These are the skills that they will use to read and write. It is also important that children learn to recognise rhyming words.

### Activities to do at home:

**Go on listening walk:** What sounds can you hear at home/in the park etc. Can you recreate those sounds? What is making the sound?

**Learn Nursery rhymes:** can you recite the rhymes? Can you identify the words that rhyme?

**Farm Game:** Can you use toys or pictures of animals to set up a farm? Can you make the sound that each animal makes? Can you match the animals to their sounds?

**Silly Soup:** Can you make a silly soup and put rhyming objects in?

## We are learning to recognise environmental sounds.



Can you make some large listening ears?  
How will you make them ear shaped? How will you cut them out?  
How will you attach them to your head?  
What sounds can you hear?

We are learning to blend phonemes to make words.

g-oa-t



v-a-n



c-a-t

What phoneme sound does your name start with?

What can you see?


What phoneme sound can you hear at the beginning of..... (cat, dog etc.) ?

What else begins with that phoneme sound?

Can you find all of the objects beginning with that phoneme sound?







If your child is moving to Reception in September, please feel free to join the correct class for next year. Thank you to Emma and Reemah (the Nursery class reps) who have set these groups up for us.



**Special  
Invitation**  
**Thursday 16th July at  
10:00am.**



This is a joint celebration for the **morning and afternoon nursery together.**

Without spoiling the surprise, the children will re-tell a story and then sing a song, before receiving a certificate for all of their efforts in Nursery this year.

This celebration is for the children who are moving to Reception in September. Children who will remain in nursery are welcome to attend but they will not be part of the performance. You may prefer to just bring them to the **picnic from 11:00am.**

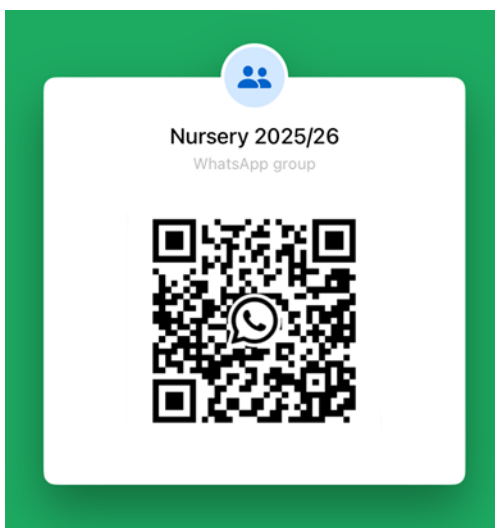
Please feel free to invite family members to join in with the celebration, however, if you are bringing younger siblings, please remember that it will be the first time that many of our nursery children have spoken in front of a large crowd so we will need siblings to be quiet.

If the weather allows, we would then like to invite families to join us for a picnic in the Nursery Garden.

We look forward to seeing you all then.

**From Annabel and The Nursery Team**

#### Nursery Parents/carers WhatsApp



If you have not yet joined the Nursery Parents/carers WhatsApp and would like to please use the QR code below. This is a group managed by our Nursery parent Reps. It is really useful for reminders of different events and information about the school.

### **Upcoming Dates**

**End of Nursery celebration (parents to come to the Nursery gate at 9:50am).**

**End of Nursery Picnic please come to the Nursery gate at 11:00am. Please provide food for your family.**