

Peek at the Week



The Hairy Toe

We have had another fabulous week of Drawing Club. We read the book 'The Hairy Toe', with illustrations by Daniel Postgate. The Hairy Toe is a spine-tickling traditional tale. An old woman finds a hairy toe and soon, the owner comes looking....

The children used their imaginations to create some wonderful monster pictures and then thought of words and captions that they could use to unlock the monster's magic. On the second day, they designed a variety of ways for the old woman to trap the monster, should he come calling again.

At every Drawing Club, the children learn ambitious vocabulary that we will be learning to use in context. This week we learnt:


Hurricane
Fearful

Discovered
Closer

Gather
Shelter

Ancient
Rickety

Do you remember what these words mean? Can you use them when you are talking to your family?



Discovered



Rickety



3D shapes

This week we have been looking at the properties of 3D shapes. Which ones have flat faces, which have curved surfaces. We have investigated whether they roll or slide, and why. We all have 3D shapes in our homes - packets and boxes of food particularly. If you have any different shaped, empty, packets, boxes or objects that you could send in with the children, that would really help us to set up our 3D shape gallery (please don't send any packets that contained nuts).



Mystery Readers this week

Many thanks, as always to our Mystery Readers. The children were delighted, as always. Two of our readers are coming on Friday this week, so we will update those pictures as soon as possible. Please sign up if you haven't yet done so. Summer term will be here soon and we really want to carry this on.



Forest School

The children will have Forest School sessions on a Thursday morning with Riad. The classes will go every other week. We are looking for parents who would be available to support us with these sessions either weekly or on a rota basis. If you think you can help please contact your class teacher (see email addresses below).

Forest School timetable:

March

12th - Bronze

19th - Silver

26th - Bronze

Thank you to all the parents who have helped at Forest School. The children are loving having parents come to help. We can always take more!

Important Dates

Tuesday 10th & Friday 13th March - Mother's Day Shop

Wednesday 18th March - Early Birds Maths - 08:30-09:15

Wednesday 18th March and Thursday 19th March:

Parents' Evening and Book Fair. You will be notified when bookings are open nearer the time.

Friday 27th March - Last day of term. Finish at 1:30pm

Monday 13th April - First day of Summer Term

Reception Parent/Carer Events 2025-26



September

Welcome to Reception
Tuesday 25th
8:30-9:30am
Classrooms

October

Early Birds: Fine Motor
Activities
Tuesday 1st
8:30-9:30am
Bronze and Silver
Classrooms

November

Phonics Workshop
Thursday 12th
8:30-9:30am
Classrooms

Maths Early Birds
Come and experience some of the activities that we do with your children.

March

Early Birds: Maths
Wednesday 18th
8:30-9:15am
Bronze and Silver
Classrooms

April

Live Phonics
Wednesday 22nd
8:45-9:30am
Bronze and Silver
Classrooms

May

Family Reading
Celebration
Friday 8th
2:45-3:15pm
Bronze and Silver
Classrooms

June

Bronze Class
Assembly
Friday 19th
9:00-9:30am
Main Hall

July




Silver Class Assembly
Friday 3rd
9:00-9:30am
Main Hall

Early Bird: Summer Holiday
Activities
Friday 10th
8:30-9:15am

August

SUMMER
HOLIDAYS

Three a Day books for Spring 2



These are our new 3-a-Day books for this half term.

My Cat Likes to Hide in Boxes - By Eve Sutton

The Gingerbread Man- By Estelle Corke

Oi Frog- By Kes Gray & Jim Field

As you know, we read our 3-a Day books regularly with the children and it helps them learn new vocabulary and to retell stories independently.

School Dinner Menu

The school dinner menu can be found on the school website at:

<https://www.dorchesterprimary.com/page/?title=School+Lunch&pid=114>

Contact emails

If you would like to contact any of us by email. We will reply as soon as possible within school working hours.


Mrs Annabel Glover-EYFS lead/Nursery aglover13@suttonmail.org

Miss Munaza Ahmad - Silver Class mahmad68@suttonmail.org

Mrs Tammy Rich- Bronze Class trich18@suttonmail.org

Please share these photographs with your children and encourage them to tell you what they have learnt this week.





Look at their amazing hairy toes!





**What materials did you use to make your hairy toe?
Can you remember what happens in the story?**



'Where is my hairy toe?'
'Who has got my hairy toe?'




When you can't find room to write your name, you have to write a label :-)





World Book Day!



What were you dressed up as?
Can you retell the story?







In Science we have been learning about our body and naming the different parts such as the head, shoulders, arms, mouth and hips. The children helped us to label a body and had a go at explaining what we use each part for.

What do we use our legs for?

What do we use our wrists for?

Can you name any other body parts and what do we use them for?



In Forest School
the children had a
go at holding
frogs!

What can you tell
your grown-up
about frogs?

What else did you
see?



This week the children were introduced to their Mini Mes. Small photos of themselves, attached to old corks. They can use them to retell stories and to act out scenarios that they create with their friends.



This week, some of the children got together to build somewhere for their Mini Mes to live - complete with ball pond! They discovered that using glass beads to make a ball pond is precarious when the walls are made of magnatiles. They worked together to find a suitable material that could be used. Number Blobs were tried but pom poms proved to be the best material.