

# Peek at the Week



## What makes you Unique?

This week we talked to each other about what makes us unique. We learnt that the word unique means that we are the only one like us! There is nobody quite like us! Then we told our friends about something that we really liked - it might be a favourite food, a favourite game or our favourite colour. Then other children in the group said if they liked the same things. So we found out that, whilst we are all different, sometimes we have things in common with our friends.

We have continued to learn about our five main senses. We explored touch and looked at words to describe what we can feel, such as rough, smooth, hard, squishy. We smelt a range of different things and tried to match the smells to the pictures. We smelt coffee, chocolate, toothpaste, cinnamon, cardamom and orange.



# Mystery Reader!

Thank you to the parents who have volunteered to be a mystery reader. We still need more volunteers. We try to have one Mystery Reader a week if possible. It doesn't have to be a parent. It could be a grandparent, aunt, uncle or even an older sibling.



What does it involve:

We ask the adult, to come to the Nursery gate (the green metal gate at the side of our building), at 3pm. You can bring one of your child's favourite books to read to the whole class, or read one of our books. We get the children ready for bedtime and seated on the carpet for 3pm. They do not know who is coming and they get very excited. You buzz at the gate and the office will let us know you are there. We will let you in and bring you into the classroom.

The children love the excitement of waiting to see who the Mystery Reader will be. Below are some pictures of last year's Mystery Readers. Everyone had such a good time. Please consider it and get other relatives involved!

Email your class teacher. **Remember – DON'T TELL YOUR CHILD! This is to be a surprise for them too!**



# WE ARE DOING THIS NEXT WEEK!

## Dip and Do - How do you get to school

Next week, we are learning about our journey to school and making maps. Please talk to your child and make them aware of landmarks they pass on their journey. If you could send photographs of key landmarks, eg. shops, big trees, a postbox, a hospital, it would be very helpful.



## Forest School

The children will have Forest School sessions on a Thursday morning with Riad. The classes will go every other week. We are looking for parents who would be available to support us with these sessions either weekly or on a rota basis. If you think you can help please contact your class teacher (see email addresses below).

### Forest School timetable:

#### **January**

29th - Silver

#### **February**

5th - Bronze

12th - Silver

26th - Bronze

Thank you to all the parents who have helped at Forest School. The children are loving having parents come to help. We can always take more!

# Reception Parent/Carer Events 2025-26



## September

Welcome to Reception  
Tuesday 25<sup>th</sup>  
8:30-9:15am  
Come along to  
Bronze Class)

## October

Early Birds: Fine Motor  
Activities  
Tuesday 11<sup>th</sup>  
8:30-9:15am  
Bronze and Silver  
Classrooms.

## November

Phonics Workshop  
Thursday 13<sup>th</sup>  
8:30-9:15am  
Come to class

## December

EYFS Nativity  
Thursday 16<sup>th</sup>  
9:15-10:30am  
Welcome to  
2:45-3:15pm  
Main Hall

## January

Maths Workshop  
Thursday 22<sup>nd</sup>  
January  
8:30-9:15am  
Come to Class

## February

Live Maths Meeting  
Thursday 12<sup>th</sup>  
2:45-3:15pm  
Bronze and Silver  
Classrooms.

## March

Early Birds: Maths  
Wednesday 18<sup>th</sup>  
8:30-9:15am  
Bronze and Silver  
Classrooms

## April

Live Phonics  
Wednesday 22<sup>nd</sup>  
8:45-9:30am  
Bronze and Silver  
Classrooms

## May

Family Reading  
Celebration  
Friday 8<sup>th</sup>  
2:45-3:15pm  
Bronze and Silver  
Classrooms

## June

Bronze Class  
Assembly  
Friday 19<sup>th</sup>  
9:00-9:30am  
Main Hall

## July

Silver Class Assembly  
Friday 3<sup>rd</sup>  
9:00-9:30am  
Main Hall

Early Bird: Summer Holiday  
Activities  
Friday 10<sup>th</sup>  
8:30-9:15am

## August

SUMMER  
HOLIDAYS

## Volunteers to Hear Readers

We would welcome parents who would like to come in and hear children read either regularly or occasionally. It is so beneficial to the children to have many occasions to practise their reading. If you would like to volunteer, please speak to your class teacher.

## Important Dates

**Thursday 12th February, 2.45pm - Live Maths Meeting in Bronze and Silver classes. Join your children's class to see what happens in our regular maths meetings.**

## **School Dinner Menu**

The school dinner menu can be found on the school website at:

<https://www.dorchesterprimary.com/page/?title=School+Lunch&pid=114>


## Contact emails

If you would like to contact any of us by email. We will reply as soon as possible within school working hours.

Mrs Annabel Glover-EYFS lead/Nursery [aglover13@suttonmail.org](mailto:aglover13@suttonmail.org)

Miss Munaza Ahmad - Silver Class [mahmad68@suttonmail.org](mailto:mahmad68@suttonmail.org)

Mrs Tammy Rich- Bronze Class [trich18@suttonmail.org](mailto:trich18@suttonmail.org)



**In Maths, we have been learning about representing the numbers 6, 7 and 8 in different ways. The children were amazing mathematicians at sorting different number representations.**

**Can you find 6,7 and 8 at home?**






**We have continued to learn about how we use our senses to explore the world around us. This week we looked at using our nose to smell. The children took turns to smell different food items which were hidden and were excited to guess what they could be.**

Can you play this game with your grown ups?

Did they get the answers right?



**Using their sense of taste, the children tried four different foods to see whether they found them sweet, sour, salty or bitter. They ate a small piece of banana, lemon, salted crisps and rocket. After eating they decided whether they liked or did not like the food.**

**Can you decide whether the food you eat at home is sweet, salty, sour or bitter?**



The children set up an obstacle course with a football and a goal at the end of the course. They recorded their goals when they scored.



The rainy weather has not deterred the children from thinking of creative physical activities. They are becoming very good at cooperating with each other, taking turns and supporting each others success.



The children set up their own shop and have been writing receipts, making their own money and putting price labels on the items for sale.

Playing Snap with Uno cards. The children took turns and watched carefully to win the cards!



Throw the dice and draw round the correct number of dots.




**The children have enjoyed showing off their creative side by using foil in various ways to create artworks.**

What can you create at home?

What will you use?

How will you join the materials together?



We ran out of envelopes so the we asked for more. There weren't any so we were shown how to make them ourselves and we independently followed the instructions to make our own.



**Look at their amazing football kits!**



**The children are becoming amazing at collaborating to problem solve. We can hear them having meaningful conversations about their play.**

