

## Nursery Peek at the Week

### Weekly News




The Nursery children have all settled back into Nursery really well and have been very welcoming to our new children that have joined us this week. We have been very proud of how they are trying to teach their new friends all of the Nursery rules and routines. Our new children are gaining confidence every day and some are starting to develop their first friendships.

This week the children enjoyed exploring the winter weather and were experimenting with different ways to get ice out of containers. They have also been very sensible as we have discussed how to keep safe when the playground is icy and slippery. We have learnt Dough Disco move 5 'Sausage' and the children have continued to progress with their Squiggle while you Wiggle moves. They have also learnt the 't' phoneme and identified different animals and objects that begin with 't.' For our maths learning we have been learning all about the number 1 and different ways that we can represent 1, for example we can show 1 finger, 1 counter, 1 toy or use the numeral '1.'

[aglover13@suttonmail.org](mailto:aglover13@suttonmail.org) -Annabel Glover-Nursery Class Teacher, EYFS lead and Phonics Lead

**REMEMBER No question or concern is too small, I would rather you email me than worry about something!**

**3-a-day Stories:** The children have learnt our last 3 a day stories really well. These are our new 3 a day stories for this half term:



### **Dip and Do: Home Learning:**

- Can you watch the number 1 Numberblocks video and talk about what you have learnt?  
[Numberblocks - Series 1: One - BBC iPlayer](#)
- Can you find different ways to represent 1?
- Can you find objects beginning with t? We would love to see photographs.
- Can you write the first letter of your name? (Some of you can write more letters in your name)
- Can you make a winter picture showing what the weather is like in winter?

What have we been learning in Nursery this week?



Dough Disco

**Move 5**  
**SauSage**

Place the dough between two palms and push the palms together tight. A rubbing action is made to lengthen the dough. See how long the children can make the sausage and then use the dough sausage to make a trumpet, or see move 8 The piano.

An illustration showing two hands rolling a red dough sausage. The hands are positioned on either side of the dough, with arrows indicating the direction of movement. A yellow star is in the background.



## Phonics

|   |   |  |   |
|---|---|--|---|
|  |  | <br>tiger | Open your lips; put the tip of your tongue behind your teeth and press<br>t t t |
|   |   | Down the tiger and across its neck.  |   |

Bertha the Bus goes to the Zoo, what does she see as she passes through?

What animals can Betha see beginning with t?

Can you think of other animals beginning with t that she could see?

Does anyone in Nursery begin with the t sound?



What objects can you see beginning with t?

Can you think of other objects beginning with t?



Can you blend the sounds to make the words?

Can you find the t-o-p?

Can you find the t-i-n?

Can you find the t-a-p?

Can you find the t-ee-th?




## Maths

Which of these pictures represent the number 1?

Which of these pictures don't represent the number 1?

What number do they represent?



## Important Dates

**Nursery Parents/Carers Phonics Workshop - Thursday 29th January 2026 Morning session 8:30-9:30am, Afternoon session 2:30-3:15pm**

**Come and find out about how to support your child's early phonics development.**

## Nursery Parents/carers WhatsApp

If you have not yet joined the Nursery Parents/carers WhatsApp and would like to please use the QR code below. This is a group managed by our Nursery parent Reps. It is really useful for reminders of different events and information about the school.

