

# Peek at the Week



## Take One Picture: 'A Regatta on the Grand Canal' by Canaletto

This week the children in Reception have been creating a 3D interpretation of their ideas based on the picture 'A Regatta on the Grand Canal' by Canaletto.




It is part of a national programme run by the National Gallery called Take One Picture, which aims to inspire a lifelong love of art and learning. Every year they take one picture from their collection to inspire cross-curricular work in primary schools. The children in Reception looked at close ups of the painting and listened to a soundscape. They then offered their ideas about what they could see and how they wanted to interpret it. We provided the materials and off they went! The children have worked together, using a variety of materials and showing great determination in finding ways to make their ideas work. The result can be seen outside Copper Class but may need to be relocated soon, so please take time to have a look.



## Using the Reading Records

Reading records are used throughout the school to record when you read with your child. Of course we would like the children to practise their reading books and sharing books every day but, we also want them to develop a love of books of all kinds. So, if you read another book together, please write the date and a tick or 'read..' with the title of the book. Best practice at Dorchester is to read 7 days a week, and if that is what we see in the Reading Record, when we take it in on Wednesdays, then 2 stickers will be put on the Gruffalo themed bookmarks.



Please write all the dates that your child has read their book and the name of the book. The comments in your child's reading record does not have to be detailed. It can just be a simple sentence telling us how they did or what they did or just a tick. Here is an example.

Date	Book title and page number	Parent/Teacher/Pupil Comments
04/11/22	Tip, sip, Nap	really enjoyed the books. Told me the sounds they could see.

**We will collect the reading records in on Wednesday mornings**

## Collecting for Autumn – Dip and Do

**When the sun doesn't hang around as much in the day.**

**The leaves on the trees change colour and blow away.**

**Conkers, sticks, acorns and leaves.**

**Lots of lovely things fall from trees.**

**So grab your wellies and your grown ups hand and go and explore how Autumn affects the land.**

**If you find anything on your Autumn walks please bring these into class and we can explore and investigate together!**



## Forest School

The children will have Forest School sessions on a Thursday morning with Riad. The classes will go every other week. We are looking for parents who would be available to support us with these sessions either weekly or on a rota basis. If you think you can help please contact your class teacher (see email addresses below).

## Forest School timetable:

**October**


16th - Silver

23th - Bronze



Thank you to all the parents who have helped at Forest School. The children are loving having parents come to help. We can always take more!

## Christmas Cards



Christmas Card designs have been sent home. If you have not seen it, please check your child's book bag.

The sooner the orders go in, the more money the school makes from the sales so, if you are going to place an order, please do it as soon as you can. Many thanks

# Reception Parent/Carer Events 2025-26



## September

Welcome to Reception  
Thursday 4<sup>th</sup>  
8:30-9:15am  
Copper Class  
(Bronze Class)

## October

Early Birds: Fine Motor  
Activities  
Tuesday 21<sup>st</sup>  
8:30-9:15am  
Bronze and Silver  
Classrooms.

## November

Phonics Workshop  
Thursday 6<sup>th</sup>  
8:30-9:15am  
Copper Class

## December

EYFS Nativity  
Tuesday 16<sup>th</sup>  
9:30-10:30am  
Wednesday 17<sup>th</sup>  
2:15-3:15pm  
Main Hall

## January

Maths Workshop  
Thursday 22<sup>nd</sup>  
January  
8:30-9:15am  
Copper Class

## February

Live Maths Meeting  
Thursday 12<sup>th</sup>  
2:45-3:15pm  
Bronze and Silver  
Classrooms.

## March

Early Birds: Maths  
Wednesday 18<sup>th</sup>  
8:30-9:15am  
Bronze and Silver  
Classrooms

## April

Live Phonics  
Wednesday 22<sup>nd</sup>  
8:45-9:30am  
Bronze and Silver  
Classrooms

## May

Family Reading  
Celebration  
Friday 8<sup>th</sup>  
2:45-3:15pm  
Bronze and Silver  
Classrooms

## June

Bronze Class  
Assembly  
Friday 19<sup>th</sup>  
9:00-9:30am  
Main Hall

## July

Silver Class Assembly  
Friday 3<sup>rd</sup>  
9:00-9:30am  
Main Hall

Early Bird: Summer Holiday  
Activities  
Friday 10<sup>th</sup>  
8:30-9:15am




## August

SUMMER  
HOLIDAYS

## 3-a-day Stories

Every half term we focus on three stories which the children learn to recite with us at key points. The stories introduce various story elements such as, repetition and rhyme as well as helping them to learn to tell a story in the correct order.

This half term we are reading : Little Rabbit Foo Foo by Michael Rosen, Dear Zoo by Rod Campbell and Polar Bear, Polar Bear What can you hear?, by Bill Martin Jr



## **School Dinner Menu**

The school dinner menu can be found on the school website at:

<https://www.dorchesterprimary.com/page/?title=School+Lunch&pid=114>

## Contact emails

If you would like to contact any of us by email. We will reply as soon as possible within school working hours.

Mrs Annabel Glover-EYFS lead/Nursery [aglover13@suttonmail.org](mailto:aglover13@suttonmail.org)

Miss Munaza Ahmad - Silver Class [mahmad68@suttonmail.org](mailto:mahmad68@suttonmail.org)

Mrs Tammy Rich- Bronze Class [trich18@suttonmail.org](mailto:trich18@suttonmail.org)

## Important Dates

**Early Birds - Fine Motor Activities** - Tuesday 21st October


**INSET Day** - Friday 24th October - 8:30-9:15 am in Bronze and Silver classrooms

**Half term holiday** - Monday 27th - Friday 31st October



**First Day Autumn 2** - Monday 3rd November

**Phonics Workshop** - Thursday 6th November - 8:30-9:15 am in Copper Class

**Nursery Rhyme Dress Up Day** - Friday 14th November



## Reading Books



The children will bring home their first reading book this week. Some books are wordless and some have a few words in. The books are matched to your child's current reading level. The wordless books offer lots of opportunities for discussion about what the children can find in the pictures. There are notes on the inside of the covers to support reading them with your child. There is more information about how to support your child with their phonics on the Little Wandle Website:

<https://www.littlewandle.org.uk/resources/for-parents/>

When not being read, please keep the reading book in your child's book bag. We will change the books weekly

Please share these photos with your child as a prompt to talk about this week's activities.



**Take One Picture** is a national programme for primary schools to take part in. Through this programme, children can express their ideas and develop new skills across different curriculums. This year, the chosen painting is 'A Regatta on the Grand Canal' by Canaletto. We have been using different materials and tools to recreate the artwork based on the children's ideas.

**What materials and tools did you use to create this artwork?**

**What did we use for the river?**

**How did we make the people?**

**How did we build the boats?**

**Was it tricky? Why?**







We have growing troughs in our outside garden area, that we would like to develop this year. The children have helped to dig out the stones and bark and helped to lay fresh compost and coconut coir over the old soil. They also had great fun reconstituting the coconut coir to expand it.


If any parents or carers have gardening or allotment experience and can advise us of suitable plants to begin with at this time of year, please talk to the class teachers. We would like to grow a variety of plants, both beautiful and, maybe edible.





The children enjoyed telling the grown-ups and their friends about their family. They used different materials and tools to decorate their family frame, which is now displayed in the home corner.

**Who's In your family?  
Why are they special/unique?  
How do they help you?**





A project carried out over two days, to create a long rainbow of pegs, showing planning skills and perseverance.