


# Peek at the Week




## Whatever Next

This week in Reception we have been to Drawing Club! We learned lots of new words with actions and read the story 'Whatever Next!' by Jill Murphy. This week we found out that it takes 4 whole days to get to the Moon! We also discovered that there is no gravity in Space. Can you remember why plants cannot grow on the Moon? What would you have to wear if you travelled to the moon and why? The new vocabulary from this week's Drawing Club is:

**ascend, rummage, voyage, soared,  
pouring, filthy, imaginary**

In Drawing Club we drew a character from the story, something to get baby bear to the moon and 'what might baby bear find on the moon?' The children have great imaginations and they need to write passwords and passcodes to bring their drawings to life.



# Forest School

13th March - Bronze






3rd April - Silver

20th March - Silver

Thank you to the parents who have volunteered for Forest School this term. If you would like to volunteer, please speak to your class teacher.

## Phonics Home Learning and Tricky Words

If you haven't received it or have lost any of the Phonics home learning or the tricky words, please let us know.

<b>Little Wandle - Letters and Sounds Reception Phonics Home Learning</b>			
<b>Phase 2 - Spring 1 Week 1</b> Focus - Phonemes ai / ee / igh / oa			
Please support your child to practice and reinforce the phonemes and graphemes we are learning in school. More information and support can be found on the Little Wandle website - <a href="https://www.littlewandleandlettersounds.org.uk/resources-for-parents/">https://www.littlewandleandlettersounds.org.uk/resources-for-parents/</a>			
<b>Phonemes we focus on this week in school</b>			
 ai Phoneme Focus: ai Open your mouth wide and say ai ai ai	 ee Phoneme Focus: ee Stretch your lips apart and say ee ee ee		
 igh Phoneme Focus: igh Open your mouth wide in a neutral way and say igh igh igh	 oa Phoneme Focus: oa Stretch out with your mouth and say oa oa oa		
<b>We read and write words.</b> Can you spot, segment and blend these words? <i>and spot this week's phonemes!</i>			
pain	see	sight	coat
hail	jeep	high	road
<b>We read sentences.</b> Can you spot any tricky words? Can you segment and blend the words and tick off for this week's phonemes?			
The cat has a tail.	His feet go deep in the mud.		
I can see a bat at night.	The goat had a red coat.		
<b>We practice tricky words.</b> Can you spot the tricky part of the word?			
is	as	the	!

was	by
you	all
they	are
my	sure
	pure

## Important Dates

**Mothers' Day Donations, Mufti Day:** Friday 21st March  
Bring a donation for the Mothers' Day Shop and wear your own clothes.

**Parents' Evening:** Wednesday 26th March 3:15pm - 5:30pm  
and Thursday 27th March 3:15pm - 7pm. You will be notified when bookings are now open.

**Book Fairs:** on Parents' evenings

**Mothers' Day shop:** Thursday 27th and Friday 28th March.  
Please pay by Parent Pay

Both classes have actions for their new vocabulary linked to the story, 'Whatever Next'. Here are two of the words, demonstrated by children from both classes. We wonder if the children can remember the actions and the meanings of the other words?



voyage




imaginary



## Mystery Readers! - Please volunteer!

We are going to run out soon Please help!



### Dip and Do

How many planets are there in the solar system? Can you name them? What is the big, burning sun in the middle of the solar system



Next week we will be learning about our solar system

### **Online Safety for Early Years (under 5) Guidance for parents and carers.**

As more and more younger children get access to their own or borrowed tablets it's important to make sure these devices are set up correctly and children are using age-appropriate apps/games. Internet Matters have a great set of resources for parents of these younger children which you can find on the following link. <https://www.internetmatters.org/advice/0-5/>

## Contacts

If you would like to contact any of us by email. We will reply as soon as possible within school working hours.

Mrs Annabel Glover-EYFS lead/Nursery

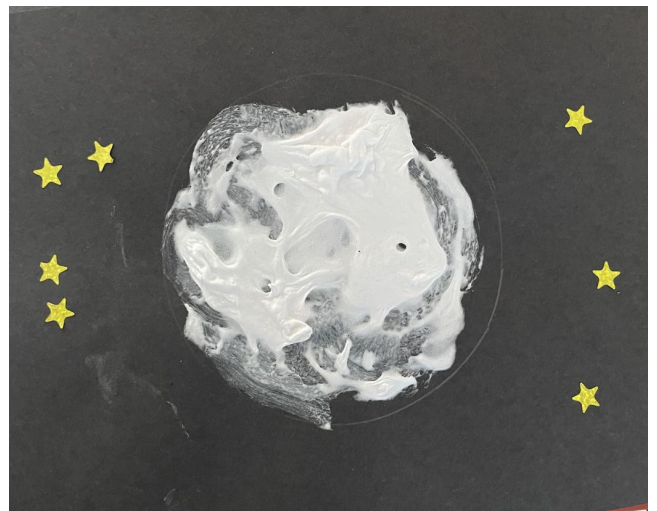
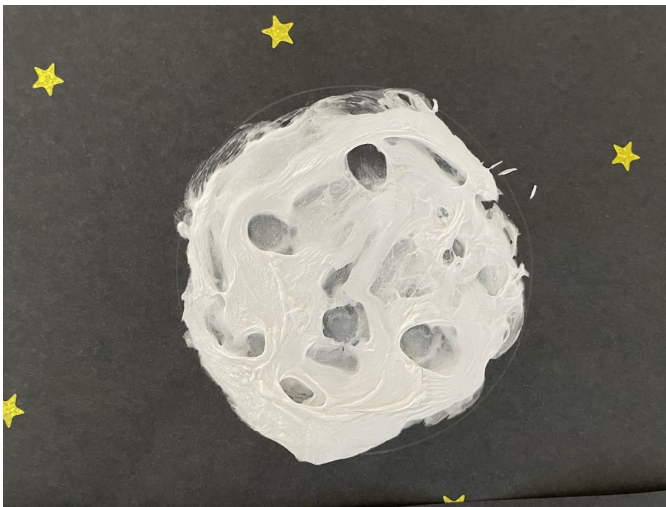
[aglover13@suttonmail.org](mailto:aglover13@suttonmail.org)

Miss Rhian Lilley - Silver Class

[rlilley2@suttonmail.org](mailto:rlilley2@suttonmail.org)

Mrs Tammy Rich- Bronze Class

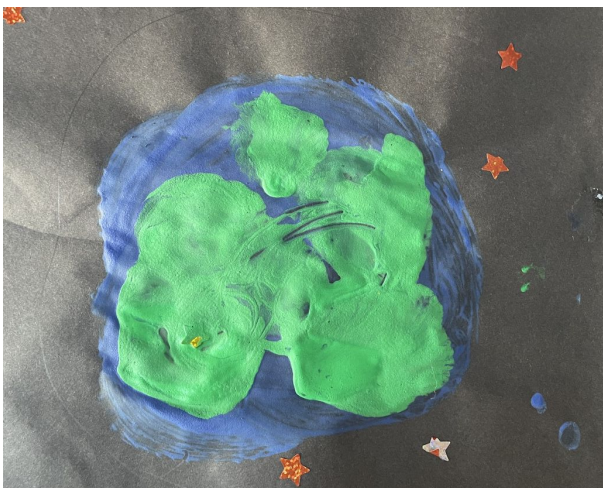
[trich18@suttonmail.org](mailto:trich18@suttonmail.org)



The children have been using puffy paint to create images of the moon and the earth as seen from space.

Can you remember what the holes in the moon are called?

Why are some parts of the earth blue and some parts green?




Please share these photographs with your children and encourage them to tell you what they have learnt this week.



“This is like the moon. Look craters!”

There is a lot of thought and concentration goes into creating drawing club pictures.





An independent illustration tfor drawing club, drawn on a whiteboard complete with a password and a passcode! Which character did you draw this week? Can you remember your password and your passcode?





Please share these photographs with your children and encourage them to tell you what they have learnt this week.




We are learning that whole numbers can be split into other numbers (parts). What parts did you find in your number?






Please share these photographs with your children and encourage them to tell you what they have learnt this week.



We are learning that whole numbers can be split into other numbers (parts). What parts did you find in your number?



Please share these photographs with your children and encourage them to tell you what they have learnt this week.



What do you see and how do you see it?



Please share these photographs with your children and encourage them to tell you what they have learnt this week.



What did you score in the beanbag throwing game?

Can you catch the beanbag?



**Please share these photographs with your children and encourage them to tell you what they have learnt this week.**




The tools that we asked for are used in many ways. This week it was to mend cars and bikes by creating a garage role-play. If you do have any old tools, please consider donating them to us.



Please share these photographs with your children and encourage them to tell you what they have learnt this week.




Can you build a rocket?



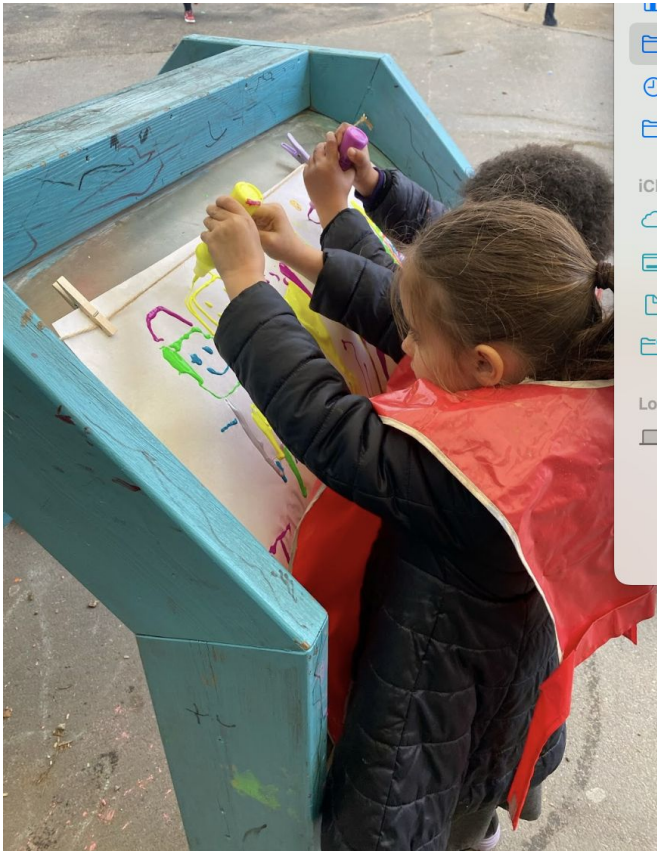
What did you write this week?



We have been retelling the story of Whatever Next. Can you remember what happens?



**Please share these photographs with your children and encourage them to tell you what they have learnt this week.**



**We have been painting on a curved, vertical surface this week.**