

Peek at the Week



Leaf - World Book Day

This week we read the story of Leaf by Sandra Dieckmann. The whole school read the same book. We used Leaf to do a week of Drawing Club, where, over the week, the children use their imaginations to draw a series of pictures associated with the story. The secret to these pictures is that, if you write a password and a passcode, you can unlock the magic of the picture - maybe it will come to life, maybe it will grow really big - you decide! We also learn new vocabulary associated with the book. This week we learned:

unusual, breathtaking, fear, depart,
discuss, courageous, drenched, befriend.

The classes collected beautiful green leaves, as we are coming into spring now. We used the leaves to decorate a big picture of Leaf. Why did Leaf have wings made of leaves?

In World Book Day assembly, the children showed their collaged pictures and some children read out the passwords they had written in Drawing Club. What an exciting and exhausting week.



Forest School

27th March - Bronze

13th March - Bronze






3rd April - Silver

20th March - Silver

Thank you to the parents who have volunteered for Forest School this term. If you would like to volunteer, please speak to your class teacher.

Phonics Home Learning and Tricky Words

If you haven't received it or have lost any of the Phonics home learning or the tricky words, please let us know.

Little Wandle - Letters and Sounds Reception Phonics Home Learning			
Phase 2 - Spring 1 Week 1 Focus - Phonemes ai / ee / igh / oa			
Please support your child to practice and reinforce the phonemes and graphemes we are learning in school. More information and support can be found on the Little Wandle website - https://www.littlewandle.com/ or ask us for more.			
Phonemes we focus on this week in school			
 ai Phoneme Focus: ai Open your mouth wide and say ai ai ai	 ee Phoneme Focus: ee Stretch your lips apart and say ee ee ee		
 igh Phoneme Focus: igh Open your mouth wide in a neutral way and say igh igh igh	 oa Phoneme Focus: oa Stretch your lips and say oa oa oa		
We read and write words. Can you spot, segment and blend these words? And spot the week's phonemes?			
pain	see	sight	coat
hail	jeep	high	road
We read sentences. Can you spot any tricky words? Can you segment and blend the words and look out for the week's phonemes?			
The cat has a tail.	His feet go deep in the mud.		
I can see a bat at night.	The goat had a red coat.		
We practice tricky words. Can you spot the tricky part of the word?			
is	as	the	!

was	by
you	all
they	are
my	sure
	pure

Important Dates

Mothers' Day Donations, Mufti Day: Friday 21st March
Bring a donation for the Mothers' Day Shop and wear your own clothes.

Parents' Evening: Wednesday 26th March 3:15pm - 5:30pm and Thursday 27th March 3:15pm - 7pm. You will be notified when bookings are open nearer the time.

Book Fairs: on Parents' evenings

Mothers' Day shop: Thursday 27th and Friday 28th March.
Please pay by Parent Pay


Both classes have actions for their new vocabulary linked to the story, 'Leaf'. Here are two of the words, demonstrated by children from both classes. We wonder if the children can remember the actions and the meanings of the other words?



fear




befriend




Mystery Readers! - Please volunteer!

We are going to run out soon Please help!



Dip and Do

Would you like to go to the moon? What do you think you would find there? Do you think you would like to live on the moon? Can you draw a picture of what you think it would be like on the moon?



Next week we will be reading 'Whatever Next' - all about a journey to the moon.

Contacts

If you would like to contact any of us by email. We will reply as soon as possible within school working hours.

Mrs Annabel Glover-EYFS lead/Nursery

aglover13@suttonmail.org

Miss Rhian Lilley - Silver Class

rlilley2@suttonmail.org

Mrs Tammy Rich- Bronze Class

trich18@suttonmail.org


Wow! We had some amazing costumes for World Book Day!



Wow! We had some amazing costumes for World Book Day!



Our four readers who read out their Drawing Club Passwords in Assembly!



The children worked hard on these collages of Leaf. Could he fly with these wings? What happened to him?

Please share these photographs with your children and encourage them to tell you what they have learnt this week.



Starting off the collage for our World Book Day book - Leaf.



What do the two sides of the domino add up to?

Please share these photographs with your children and encourage them to tell you what they have learnt this week.



Fabulous cutting skills!



Collaborating to make sand castles which were beautifully adorned with shells. What have you created this week?



What have you written this week?

Can you balance on the beam?



Please share these photographs with your children and encourage them to tell you what they have learnt this week.



When you start a craze in the playground and the children work out that they can make their voices louder, so they join in! Then you spot a picture of what you were making, in a book, on World Book Day :-)



Please share these photographs with your children and encourage them to tell you what they have learnt this week.