



Peek at the Week



Bear Has a Story to Tell

This week we read *Bear Has a Story to Tell*, written by Philip C Stead. It is autumn, and Bear really wants to tell his story to his friends but they are all busy collecting food or preparing to fly to a warmer place, so they are too busy to listen to him. In the end he falls asleep too and they all wake up as the weather gets warmer. By which time, he has forgotten what his story was! It is a delightful tale, which opened up lots of discussion about animals that hibernate for the winter and birds that migrate to warmer climates. The children built nests and sheltered places in the outside area, in case there were any small animals needing somewhere warm to rest. They added water for them to drink and for the birds to have a bath and left leaves for bugs to eat. On Friday, we carried out an experiment to see if a warm and cosy nest would be keep a hibernating animal warm in the winter. In the morning we filled two water bottles with warm water and the children checked that they were warm. We wrapped one water bottle in real wool and left the other water bottle out on the table beside it. Just before lunch we unwrapped the water bottle and we checked the temperature of both of them. which one was cold and which one was warm?



Forest School

6th March - Silver

27th March - Bronze

13th March - Bronze





3rd April - Silver

20th March - Silver

Thank you to the parents who have volunteered for Forest School this term. If you would like to volunteer, please speak to your class teacher.

Phonics Home Learning and Tricky Words

If you haven't received it or have lost any of the Phonics home learning or the tricky words, please let us know.

Little Wandle - Letters and Sounds Reception Phonics Home Learning	
Phase 3 - Spring 1 Week 1 Focus - Phonemes ai / ee / igh / oa	
Please support your child to practice and reinforce the phonemes and graphemes we are learning in school. More information and support can be found on the sister 'Sounds' website - https://www.littlewandleandtreehouse.co.uk/resources/for-parents/	
Phonemes we focused on this week in school	
 ai Phoneme: /ai/ (like in rain) Grapheme: ai ai ai ai ai ai ai	 ee Phoneme: /ee/ (like in sea) Grapheme: ee ee ee ee ee ee ee
 igh Phoneme: /igh/ (like in high) Grapheme: igh igh igh igh igh igh igh	 oa Phoneme: /oa/ (like in goat) Grapheme: oa oa oa oa oa oa oa
We read and wrote words. Can you spot segments and blend these words and spot the word's phonemes? pain see sight coat hail jeep high road	
We read sentences. Can you spot any tricky words? Can you segment and blend the words and look for the word's phonemes? The cat has a tail. His feet go deep in the mud. I can see a bat at night. The goat had a red coat.	
We practised tricky words. Can you spot the tricky part of the word? is as the I	

was	by
you	all
they	are
my	sure
	pure

World Book Day - Thursday 7th March

Don't forget to dress up for World Book Day on Thursday! Which is your favourite book character? Is it Winnie the Pooh or Little Rabbit Foo Foo? Is it Silly Sally, walking upside down or maybe you're going on a Bear Hunt. Mums and Dads, please don't feel you have to buy anything. A simple costume will do. We can't wait to see what you all dress up as!

Dip and Do - Collect for a collage

World Book Day

Next week we will be celebrating World Book Day. The whole school will be reading the book *Leaf* by Sandra Dieckmann. It is the story of a lost and sad polar bear who wants to find a way home. In Reception we are going to make a collage of the polar bear's attempt to make himself some wings. It is a powerful image from the book and one that will hopefully capture the imagination of the children.



We would like the children to contribute to the collage by collecting foliage, petals and small flowers. We are not looking for brown and dying leaves this time, but leaves that are alive and full of colour. Please bring your collections in at the beginning of the week.



Reading Books

This half term we have rearranged our reading groups. This means that the children sometimes bring home reading books that they have read before. This is quite normal. The children are supposed to be 90% fluent when they bring books home and repeating books helps to build fluency.

Important Dates

World Book Day: Thursday 6th March. Your child can dress up as a favourite book character. There is an option, however, for your child to dress on theme! This year, every class will be reading 'Leaf' by Sandra Dieckmann, which has lots of beautiful animal imagery. If your child wants to dress on theme, then please have a look at the book for inspiration:

<https://forefieldinfantschool.co.uk/wp-content/uploads/2020/10/leaf-book.pdf>

Your child will receive a book token after half term break, which they can spend at the Book Fair (during Parents' Evening) or at your local bookshop.

Parents' Evening: Wednesday 26th March 3:15pm - 5:30pm and Thursday 27th March 3:15pm - 7pm. You will be notified when bookings are open nearer the time.

Mystery Readers!

It has been amazing to have parents coming in to be Mystery Readers for Bronze and Silver classes this year. We have had a steady flow of volunteers, but both classes will soon need to be recruiting again for the last couple of weeks of the this term and for the summer term. It isn't scary really and the children LOVE it!



Contacts

If you would like to contact any of us by email. We will reply as soon as possible within school working hours.

Mrs Annabel Glover-EYFS lead/Nursery

aglover13@suttonmail.org

Miss Rhian Lilley - Silver Class

rlilley2@suttonmail.org

Mrs Tammy Rich- Bronze Class

trich18@suttonmail.org

Donations :-)

Do you have an old drill or electric screwdriver at home that you no longer use? If so, we can use it in Reception. Heavy tools are a great way to build wrist strength for writing and the children like to role play at building a whole range of structures!



Do you, your friend or family use Pouches that have these lids on. We love using these for our junk modelling and recycled art. Also milk bottle tops. All donations will be gratefully received. Thank you for your support, as always!



Please share these photographs with your children and encourage them to tell you what they have learnt this week.



Hibernation experiment. We wanted to see if wrapping a warm hot water bottle in real wool would keep it warm. Hibernating animals make warm places to sleep so we were testing to see if we could make a warm nest. We looked at where wool comes from and what it is used for. Can you remember? Before lunch we unwrapped the cream hot water bottle and felt them to see whether they were both still warm. Can you Remember what we found out? Did the wool keep one of the hot water bottles warm? What happened to the hot water bottle that wasn't wrapped up? Later on one of the children decided to wrap up in scarves and wool to keep warm.



Please share these photographs with your children and encourage them to tell you what they have learnt this week.



Wearing our Rainbows uniform for Thinking Day



What game can you play with a friend?



Can you balance on the beams?



Where would you bury treasure?

Please share these photographs with your children and encourage them to tell you what they have learnt this week.



What happened to the puddles when we added powder paint? Did the colours mix?



How would you build a nest for a hibernating animal? How would they stay warm for the whole winter?

Please share these photographs with your children and encourage them to tell you what they have learnt this week.



Can you build repeating pattern?
Can you describe your pattern?



Please share these photographs with your children and encourage them to tell you what they have learnt this week.



What story did you read this week?



Did the 3D shape roll or slide?
Why does a shape roll? Why does it slide?

We learned that shapes with flat faces, slide and shapes with a curved surface, roll.



We have been finding different ways to make numbers.

Please share these photographs with your children and encourage them to tell you what they have learnt this week.

What have you made this week? Can you tell someone about it?



Please share these photographs with your children and encourage them to tell you what they have learnt this week.



What numbers make 6, 7 and 8? How do you know?



Can you sound out the words? Don't forget the digraph!