

# Peek at the Week



## My Journey to School

This week we have discussed how we travel to school. We made a pictogram of how we travel and looked at which were the most popular modes of transport. Then we reminded ourselves of where Dorchester School is, on a map, and thought about our own journey. What do we see when we are on our way to school?

We were very lucky to have our Year 5 Big Friends come to read with us.



## Forest School

27th February - Bronze

20th March - Silver

6th March - Silver

27th March - Bronze

13th March - Bronze

3rd April - Silver

Thank you to the parents who have volunteered for Forest School this term. If you would like to volunteer, please speak to your class teacher.

## Tricky Words

We are sending home the Tricky Words that have been taught this half term. If you want to cut them up, you could punch a hole and make a card pack which you could attach to the set we sent in December.

Last year we found that sending these words home, greatly increased the number of children who knew their tricky words by the end of the year, as well as increasing the automaticity of their reading. You do not have to cut them up but it makes it more fun for the children and they could even 'teach' you the words :) The next set will come out in the Summer term.



was	by
you	all
they	are
my	sure
	pure

## Dip and Do - Map to somewhere we go to often.

You made a map of your journey to school, now think about somewhere else you go to often - it could be a shop, a park, a friend or relative. Do you walk there, ride there or even fly there? Can you draw a map of your journey and bring it in after the holiday to show your teachers? Don't forget those labels!

## Important Dates

**First Day of Spring Term 2:** Monday 24th February

**Parents' Evening:** Wednesday 26th March 3:15pm - 5:30pm and Thursday 27th March 3:15pm - 7pm. You will be notified when bookings are open nearer the time.

**World Book Day:** Thursday 6th March. Your child can dress up as a favourite book character. There is an option, however, for your child to dress on theme! This year, every class will be reading 'Leaf' by Sandra Dieckmann, which has lots of beautiful animal imagery. If your child wants to dress on theme, then please have a look at the book for inspiration:

<https://forefieldinfantschool.co.uk/wp-content/uploads/2020/10/leaf-book.pdf>

Your child will receive a book token after half term break, which they can spend at the Book Fair (during Parents' Evening) or at your local bookshop.

## Dip and Do - Baby and Toddler Photos

Thank you to the parents who have emailed baby and toddler photos. We do need these for after half term for our discussions - thank you!

After the break, as part of our History Curriculum, we will be talking about how we have changed over the years. We will be looking back to what we could do when we were very young compared to what we can do now.



## Contacts

If you would like to contact any of us by email. We will reply as soon as possible within school working hours.

Mrs Annabel Glover-EYFS lead/Nursery

[aglover13@suttonmail.org](mailto:aglover13@suttonmail.org)

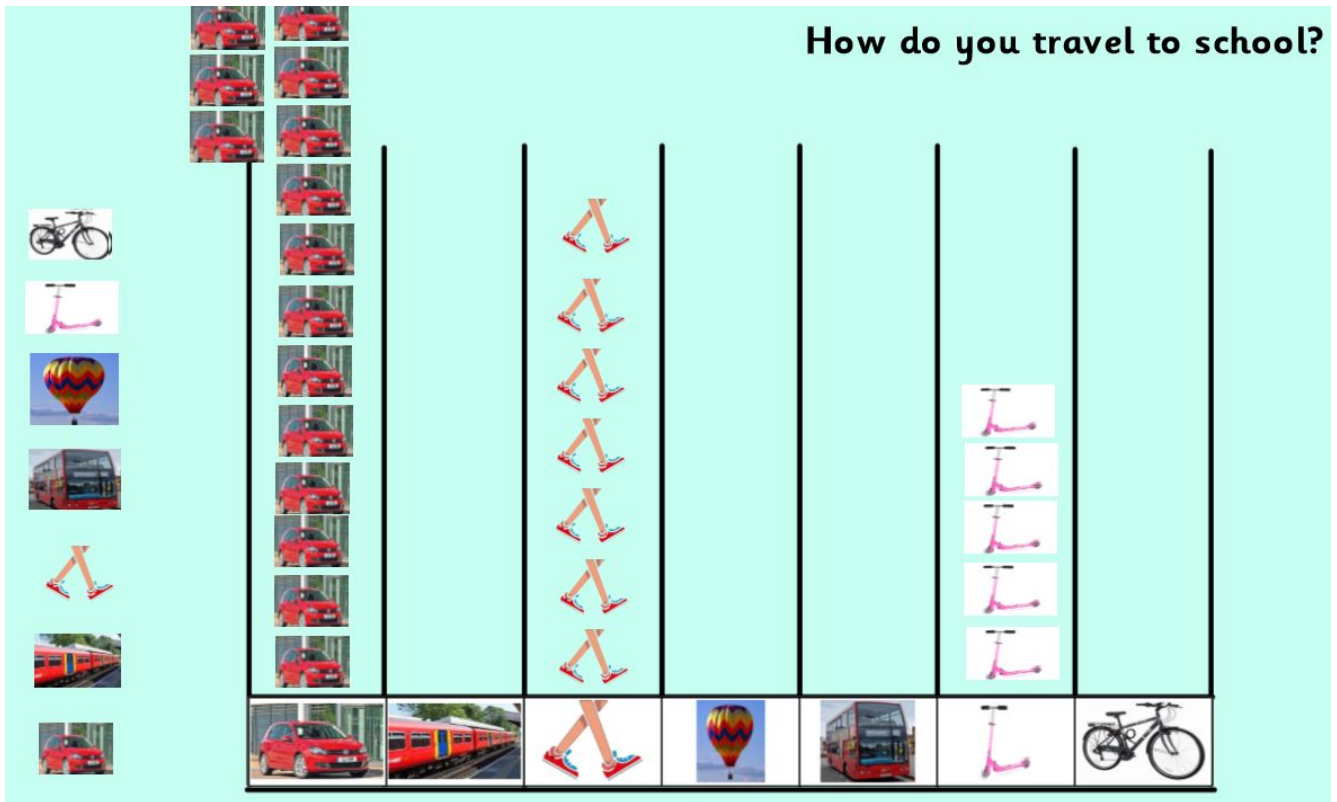
Miss Rhian Lilley - Silver Class

[rlilley2@suttonmail.org](mailto:rlilley2@suttonmail.org)

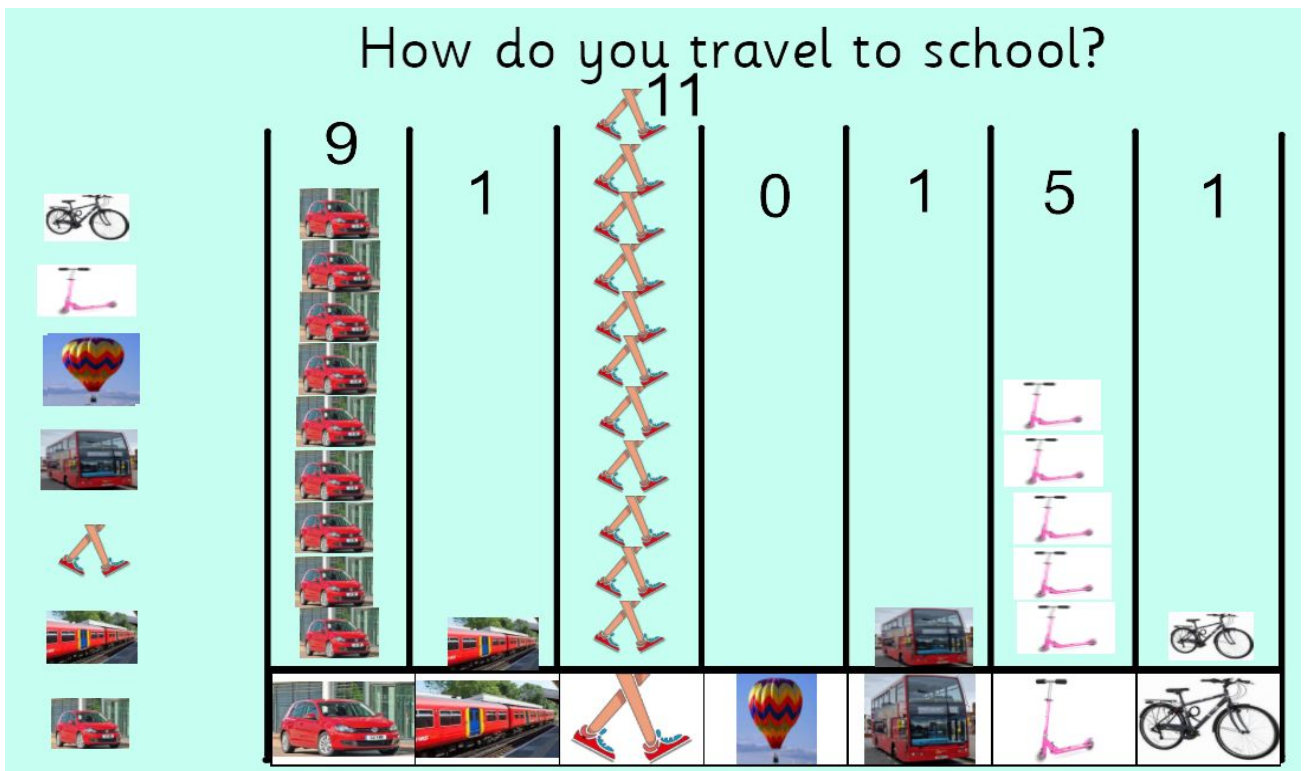
Mrs Tammy Rich- Bronze Class

[trich18@suttonmail.org](mailto:trich18@suttonmail.org)


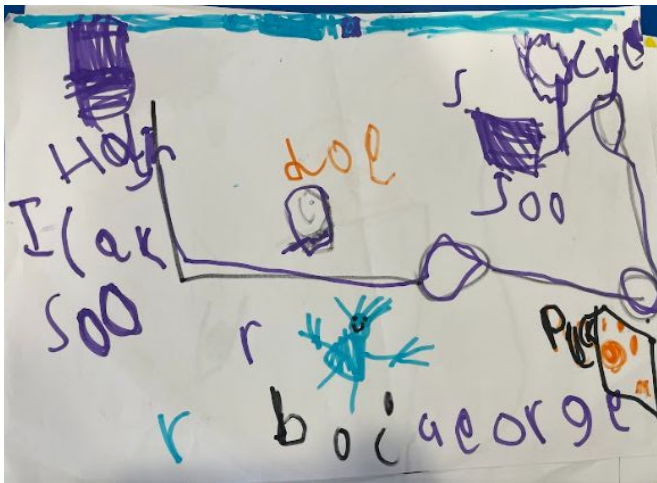

# Silver Class - How we travel to school? Which was the most popular form of transport?



# Bronze Class - How we travel to school? Which was the most popular form of transport?



Please share these photographs with your children and encourage them to tell you what they have learnt this week.



We drew maps of our journey to school and labelled some features that we see on our way.



Please share these photographs with your children and encourage them to tell you what they have learnt this week.



What happens to the weighing scales if an object is heavier/lighter?

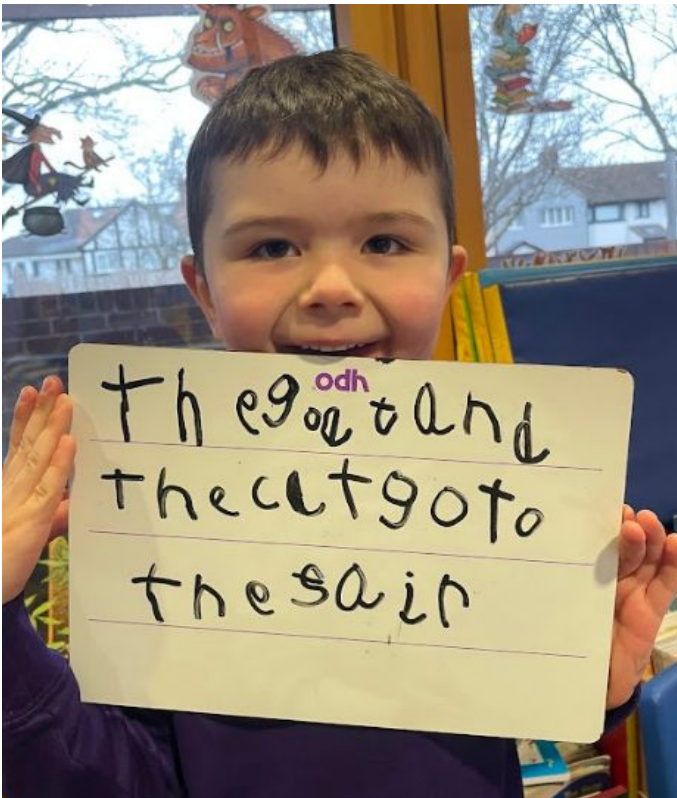
What does it mean if the scales are balanced?

Please share these photographs with your children and encourage them to tell you what they have learnt this week.



Have you helped a friend this week?

Has someone been kind to you?



What learning are you proud of?

Please share these photographs with your children and encourage them to tell you what they have learnt this week.



A lot of experimenting went into making our window clings. They were not easy!





Checking to see which was the most popular way to travel to school? How do you come to school?



Threading the dragon pieces. How did you do it?



Please share these photographs with your children and encourage them to tell you what they have learnt this week.



We have been learning to thread the egg boxes together and pipe cleaners to make the fiery horns!



Please share these photographs with your children and encourage them to tell you what they have learnt this week.



Have you ever made a ticket for someone? How did you know how to spell their name?



What happens when the traffic light is red?



Can you throw the hoop so it lands on the cone?

