

# Peek at the Week

Friday 17th January 2025



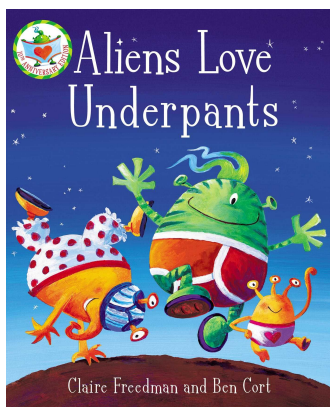
## Aliens Love Underpants

This week we read *Aliens Love Underpants* by Claire Freedman for Drawing Club and the children used their creativity to draw an alien, spaceship and design underwear. As part of the magic of Drawing Club, the children write a Password (Literacy) and a Passcode (Maths), to enable something magical to happen to their creation. As part of Drawing Club, the children learnt some new vocabulary (with actions) that does not appear in the book, but is associated language. Some of the children have been really intuitive at making the links between the story and our new words.


This week we learnt:

Adore	Depart	Mischievous	Frolics
Revelation	Thrilled	Navigate	Underwear

Do you remember what these words mean? Can you use them when you are talking to your family?




mischievous



revelation





## Early Birds - Fine Motor Skills

On Wednesday 29th January, please come and join your child in their class at 8:30 - 9:00am. We will have lots of fun activities out in the classroom, designed to help children with fine motor skills. These skills are vital pre-writing skills which help children learn to hold a pencil and apply the pressure needed to write effectively.

## Mystery Reader

We would like you to help us! Every week we are asking for a family member to come and read a story to their children's class. Maybe your child's favourite bedtime story? Maybe a story from your own childhood? It could be in your home language. This would be at the end of the day for no more than 10-15 minutes.

If you would like to volunteer, or just want to know more details, please secretly talk to or email your class teacher.

**Remember – DON'T TELL YOUR CHILD! This is to be a surprise for them too!**



## Diablo Skills

We have some Diablo sets in Reception, but none of the staff are proficient in using them to teach the children. Can use a Diablo? Could you show us how to use them? If so, please speak to your class teacher.



## Tools Needed

In Reception we like to use real resources as much as possible. We would like to build up our resource of real tools. This enhances the children's role playing. The weight and size of real tools is also helpful to build hand strength for writing. The children are more sensible when using real resources than they often are with plastic toys, which can be a concern for parents. So, if you have any old tools such as:

- Real drill (electric wire would be removed)
- Screwdrivers
- Spirit level
- Spanners
- Trowels
- Mallets



We would be very grateful . Our stock has depleted over the last few years so it would be lovely to build it up again.

## Forest School

23rd Jan - Bronze

6th Feb - Bronze

30 Jan - Silver

13th Feb - Silver

We have a few parents who come to support the children during Forest School On a Thursday morning. If you would like to volunteer, please speak to your class teacher.

## Dip and Do

Please continue to revise the phonics sheets and tricky words, and do let us know if you have any missing. If you are not sure, please ask you teacher.

## Important Dates

**Early Birds:** Wednesday 29th January 8:30 - 9:00am

**Last Day of half term:** Friday 14th February 3:15pm finish

## Contacts


If you would like to contact any of us by email. We will reply as soon as possible within school working hours.

Mrs Annabel Glover-EYFS lead/Nursery [aglover13@suttonmail.org](mailto:aglover13@suttonmail.org)

Miss Rhian Lilley - Silver Class [rlilley2@suttonmail.org](mailto:rlilley2@suttonmail.org)

Mrs Tammy Rich- Bronze Class [trich18@suttonmail.org](mailto:trich18@suttonmail.org)

Please share these photographs with your children and encourage them to tell you what they have learnt this week.



What new diagraphs have you learnt in Phonics?



What was your favourite thing to draw in Drawing Club this week and why?



How did you make your junk modelling creations?



What new skill have you learnt this week?

Please share these photographs with your children and encourage them to tell you what they have learnt this week.



Can you get the hoop over the tower?



You can work with your friend to create a model.



Did you use your cutting skills to make a snowflake this week?



Please share these photographs with your children and encourage them to tell you what they have learnt this week.



Did you use the recycling materials to make a model? What did you make?



Waiting for the Rubbish truck? Oh good, we can now empty the bins.



**Please share these photographs with your children and encourage them to tell you what they have learnt this week.**



It's easier to make a bed if you work with a friend. It looks like these children help at home. Do you help make the beds at your home?



When the teacher is not looking, we can be the teacher too? What is the frame called and what number is on it? Can you read the word with the digraph oo in the middle?



Did you make a model and write label this week?

**Please share these photographs with your children and encourage them to tell you what they have learnt this week.**



The children made food bombs for the birds. How did you make them?

We have seen the birds feeding from them.



When you complete an activity as a team, why not have a high five!



I can see an exclamation mark!  
You say it loud!