

# Peek at the Week



## Hanukkah

This week we have learnt about the Jewish festival of Hanukkah and listened to the Hanukkah story. The story, from long, long ago, tells of a brave group of men, led by Judah Maccabee, who fought off the army of the wicked King Antiochus so that they could continue to worship in their own Jewish temple. Jewish temples have an 'eternal light', which burns at all times to show that God is present. The King's army had destroyed the temple and extinguished the eternal oil lamp. The amount left would only last for one day and it would take eight days to ride for some more. The miracle of the Hanukkah story is that the small amount of oil, lasted for eight days instead of one. So every Hanukkah, Jews celebrate their victory by lighting a Hanukkiah - an eight branched candlestick, and by eating food cooked in oil, like doughnuts and potato pancakes. We also learnt a song called One Little Candle, which the children sang in assembly, wearing candle flame hats that they made. The children also learned about a spinning top game, called dreidel, that Jewish families play at Hanukkah. They then made their own spinning tops and have had great fun spinning them on hard surfaces in the classrooms!

In Maths we have been learning about time - the difference between night and day, including the animals that are awake at night (nocturnal) and the animals, like us, that are awake during the day (diurnal). The children also sequenced a series of pictures of events that typically happen on a school day morning, using the language of first, then and next.



## Forest School

9th Jan - Bronze

30 Jan - Silver

16th Jan - Silver

6th Feb - Bronze

23rd Jan - Bronze

13th Feb - Silver

We have a few parents who come to support the children during Forest School On a Thursday morning. If you would like to volunteer, please speak to your class teacher.

## Mystery Reader!




### **DO NOT TELL YOUR CHILD!**

Children LOVE mysteries and they also love their families! We would like you to help us! Every week we are asking for a family member to come and read a story to their children's class. Maybe your child's favourite bedtime story? Maybe a story from your own childhood? It could be in your home language. This would be at the end of the day for no more than 10-15 minutes!

If you would like to volunteer for the first session, or just want to know more details, please secretly talk to or email your class teacher. **Remember – DON'T TELL YOUR CHILD!**  
**This is to be a surprise for them too!**

## Dip and Do

Can you play a game with your family using a dice? What numbers can you see on each side of the dice? If you don't have a dice, you could make one together. Throw the dice and do the same number of actions. It could be star jumps, claps, touch your toes - you could think of any actions. Let us know how you get on. Maybe play with your friends at school.



## Contacts

If you would like to contact any of us by email. We will reply as soon as possible within school working hours.

Mrs Annabel Glover-EYFS lead/Nursery [aglover13@suttonmail.org](mailto:aglover13@suttonmail.org)

Miss Rhian Lilley - Silver Class [rlilley2@suttonmail.org](mailto:rlilley2@suttonmail.org)

Mrs Tammy Rich- Bronze Class [trich18@suttonmail.org](mailto:trich18@suttonmail.org)

Please share these photographs with your children and encourage them to tell you what they have learnt this week.



What were you making and how did you make them?



**Please share these photographs with your children and encourage them to tell you what they have learnt this week.**




**Following the pattern of a real wall to make our wall stronger!**



**That looks like a yummy party meal. Can we all come??**




**How tall are you? Are you taller or shorter than your friend?**



**Can you draw a picture of yourself on the whiteboard?**

Please share these photographs with your children and encourage them to tell you what they have learnt this week.



Some of the children have been making models and writing labels so they can keep them for a few days. Did you make one? Maybe you can make one next week?



Please share these photographs with your children and encourage them to tell you what they have learnt this week.

