

Peek into next week Year 2

Things to know for next week:

- ★ Don't forget that tomorrow Saturday 7th December is our Christmas Fair - 12pm-3pm. Buttercup Class still needs volunteers, so please sign up ASAP: <https://volunteersignup.org/49P3E>
The stall is selling Christmas Trees, everything is provided, and there is a School Gateway payment set up. People can also with cash. There will be lots of FODS members around, which include several Year 2 parents who have already gone above and beyond to make the fair happen - thank you in advance for all involved. Kids are welcome to help their parents, and remember it can be any member of the family who can sign up to help.
- ★ Thursday 12th December is Christmas Jumper day. Children may come in in their uniform with a Christmas Jumper on instead of their usual jumper. There will be buckets to donate to Save the Children if you are able to.
- ★ A final reminder that our nativity performance dates are Wednesday 11th at 9:30am and Thursday 12th at 2pm. Please could you fill in this form to let us know how many seats to put out for each day: <https://forms.gle/7BGqJSPc9VLmLDry8>
- ★ If your child has not brought in a costume this week it needs to be in first thing Monday please.

<u>Characters</u>	<u>Costumes</u>
Narrators	Black: t-shirt, dress, trousers, skirt, shorts etc
Emperor	Roman toga
Townspeople	Brown clothes: t-shirts, trousers, tunics etc
The Curious Sheep	White t-shirt, black leggings/ trousers + white fleece/ cardigan/ jacket (something that can be taken off)
Sheep	White t-shirt, black leggings/ trousers
Shepherds	Brown clothes and tea towels
Mary	Blue dress
Joseph	Brown clothes and tea towels
Wise Men: (Balthasar, Melchior, Caspar)	Cloak (red, purple, gold), black/ brown clothes
Angels	White dress, wings, halos

Enquiry Question of the week

Please take some time to ask your child the question and see how close your child is to answering the question fully. If they are finding it tricky, break down the answer together and see if they can continue to work on their learning at home.

Who was Mary Seacole? What makes her similar/different to Florence Nightingale?

Mary Seacole (Mother Seacole) was a British-Jamaican nurse. She had expert knowledge of herbal remedies, which she had learned from her mother, who was also a nurse. Examples for this include aloe vera for burns, or ginger for nausea/diarrhoea.

She traveled from Kingston, Jamaica, because she wanted to help the soldiers in the Crimean War. She was turned away by Great Britain, but eventually set up her own 'hospital' called the British Hotel.

A summary of next week:

Spellings: 'gn' and 'kn' make the /n/ sound

Reading: Inference Skills

Writing: Planning a non-chronological report about penguins

Maths: 3D shapes.

Science and DT: Materials and Pivots to make a final moving product

R.E.: Nativity Performances

P.E.: Personal Bests

Plus - lots of nativity practice and performing! And a special visitor on Friday!

A weekly overview (subject to change)

Monday	PE kit needed
Tuesday	Nativity dress rehearsal - Costumes MUST be in school.
Wednesday	Nativity performance 1 in the morning. Forest school.
Thursday	Nativity Performance 2 in the afternoon. Reading Records will be checked, stickers given and new Little Wandle/ Big Cat books given out.
Friday	PE (outdoor). Home learning shared with the class - please make sure any completed work is returned by the following Friday.

Reading folders should be in school every day and taken home every evening.

Year 2 Home Learning - "Dip and Do"

Autumn Term Week 1



You must:

- Read daily at home for at least 20 minutes and record this in the Reading Record. Records are checked on a Thursday but please make sure the folder is in everyday.
- Learn the weekly spelling words which are sent home and assigned on Spelling Shed. These will be tested every Friday morning.
- Practise addition and subtraction skills on Numbots at least 3 times a week.


"Dip" into these tasks:

Gold

Can you design a programme for our Nativity? We would like to use some of these to give out during the show to the adults watching so please complete this activity on a plain piece of paper (ask your teacher if you need one).

It must:

- Include the name of the nativity: Hey Ewe!
- Be bright and colourful.
- Include pictures related to our nativity.



Silver

We will be writing our own non-chronological reports (factfile) before Christmas.

Can you create your own factfile about something that interests you?

Make sure to include:

- Heading/Title
- Sub-headings
- Pictures
- Facts
- Introduction
- Technical vocabulary

Pandas

Pandas are the national animal of China. They are related to bears and have black eye patches.

What do pandas look like?

There are two different types of panda. The giant panda is the most well known but the red panda also lives in the mountains in China. The red panda has a long tail and is the same size as a cat. The giant panda is much bigger and has black and white fur. Both the red and giant pandas have long, sharp claws that they use to climb trees and strip bamboo.



What do pandas eat?

Pandas are very fussy eaters. Most pandas only eat bamboo, a type of grass. A giant panda will eat half their own weight in bamboo every day.



A giant panda eating bamboo.

What do pandas do?

Pandas spend most of their time eating or sleeping. Young pandas like to play with each other and can be very naughty

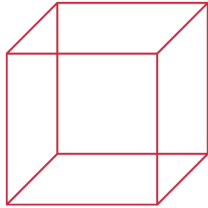
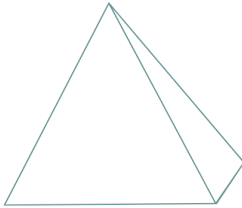



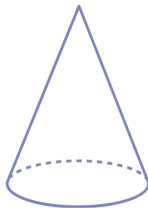
Did you know?

Pandas are endangered and if they are not looked after could become extinct.

Bronze

In Maths, we will be learning about 3D shapes. Can you have a hunt around your house and find objects that are different shapes?

Go on a 3D Shape Hunt

<p>cube</p> 	<p>pyramid</p> 	<p>cuboid</p> 
<p>cylinder</p> 	<p>sphere</p> 	<p>cone</p> 

Spelling words to learn: race, ice, cell, city, fancy, lace, space, circle, circus, rice