


Peek at the Week




Diwali

This week that children have been learning about the Hindu festival of Diwali. The children have used a wide range of materials to make their own rangoli patterns - chalk on the floor outside, coloured rice and collage. They even practised their own Mehndi designs on hand templates. We learnt about how a family prepares for Diwali. We made our own diva lamps with clay which we will decorate next week.


We read a version of the story of Rama and Sita, by Malachy Doyle, for Drawing Club and the children used their creativity to draw the evil demon king, a cottage in a forest and they had to think hard about finding an alternative way to cross the sea. As part of Drawing Club, the children learnt some new vocabulary that does not appear in the book, but is associated language. We learnt:

Soldier Malevolent Kidnapped Dazzling
Collaborated Victorious Celebrate



Do you remember what these words mean? Can you use them when you are talking to your family?



malevolent




victorious



Reading Records

It has been lovely to see in the children's Reading Records all of the wonderful reading they have been doing at home.

Please remember to read every night to receive **2 stickers** a week. One sticker is for reading every day and the second sticker is for bringing their book and Reading Record into school.



Dip and Do - EYFS Nativity

This week your child went home with a letter containing the costume they will need for the Nativity and their lines to learn.

Please practise these lines with your child at home.

We've sent out classlists so people can begin sending Christmas and holiday cards to their friends. Maybe you could make your friend a friendship card and bring it to school for them this week?

Forest School

The children will have Forest School sessions on a Thursday morning with Riad. The classes will go every other week.

November

28th - Bronze

December

5th - Silver

12th - Bronze

Important Dates

FODS Christmas Fair: Saturday 7th December 12-3pm

EYFS Nativity: Tuesday 17th December 9:30-10:30am

EYFS Nativity: Wednesday 18th December 2:15-3:15pm

UPCOMING EVENTS FROM FODS



Friends of Dorchester School PTA



8TH NOVEMBER

Nursery, Reception, Year 1 & 2 Jar Donations.
Years 3, 4, 5 & 6 Bottle Donations.
Non-uniform day.
Please see poster for details & all donations
need an expiration date of after the
Christmas Fair. Thank you.



11TH TO 15TH NOVEMBER

Toy donations. Every
morning all week.
Please no broken toys
or incomplete games.
All donations to be
left outside the office.
Thank you.



22ND NOVEMBER

Hamper Donation Day.
Non-uniform.
Please see poster for more
details & what theme your year
groups is. Please remember no
nuts. Thank you.



22ND NOVEMBER

Sparkle Discos - This is the same day as hamper
donations so children will be in Non-uniform.
EYFS - 2-3pm
Years 1, 2 & 3 - 3.15-4.45pm
Years 4, 5 & 6 - 5-6.30pm
Please see posters for more details.
Payment via Gateway.



7TH DECEMBER

Christmas Fair
12-3pm



9TH TO 12TH DECEMBER

Yippy's Christmas Raffle details
released closer to the date.



13TH DECEMBER

Years 1 & 2 cake sale
All cakes 50p each, outside the main
office. Years 1 & 2 please bring
cake donations in on the morning of
the sale. Thank you.



13TH DECEMBER

Donkey Visit
During the school days of children
will be brought to visit our gorgeous
donkey visitors.



Contacts

If you would like to contact any of us by email. We will reply as soon as possible within school working hours.

Mrs Annabel Glover-EYFS lead/Nursery aglover13@suttonmail.org

Miss Rhian Lilley - Silver Class rlilley2@suttonmail.org

Mrs Tammy Rich- Bronze Class trich18@suttonmail.org

Please share these photographs with your children and encourage them to tell you what they have learnt this week.



Please share these photographs with your children and encourage them to tell you what they have learnt this week.



Please share these photographs with your children and encourage them to tell you what they have learnt this week.






Please share these photographs with your children and encourage them to tell you what they have learnt this week.



What skills have you used at school this week? What new things have you learnt?



Please share these photographs with your children and encourage them to tell you what they have learnt this week.




“We have our jumpers upside down!
We are like Silly Sally!”
Silly Sally is one of our 3 a day stories.

Please share these photographs with your children and encourage them to tell you what they have learnt this week.



How did you make your Rangoli patterns?

Please share these photographs with your children and encourage them to tell you what they have learnt this week.



Please share these photographs with your children and encourage them to tell you what they have learnt this week.



What skills have you used at school this week?
What new things have you learnt?