



Welcome to Reception

Thursday 20th June 2024

EYFS Lead



Annabel Glover
aglover13@suttonmail.org

Reception Assistants



Julia



Sam

Reception Teachers

Bronze



Mrs Rich

Silver



Miss Lilley



Settling in

Stay and Play Sessions

Come and Play

Home Visit

All dates are in your pack





Arriving at school

School gates open at 8.30am

Play and learn from 8:30-8:45am

8.45 - teaching of new learning begins

15 minutes x 5 days = 1.25 hours of learning each week!

**SCHOOL
READINESS**

Getting Ready for Reception



Filip

Filip

My Family


This is my family:

In my family:

Number Tracing



1



2



A typical day in Reception

8:30am-8:45am : Self registration and play and learn

8:45am-9:15am: Phonics.

9:15am-11:20am: Play and Learn

11:20am-11:45am: Tidy up/ Wash hands

11:45am- 13:00pm: Lunch

13:00pm-13:20pm: Afternoon Register and Feed the Shush /
Maths Meeting

13:20pm- 14:40pm: Play and Learn

15:00pm- 15:15pm: Story time / Rhyme time

15:15pm: Home time

A weekly timetable for Reception class. It is a grid with 6 columns representing the days of the week and 5 rows representing different time slots. The columns are color-coded: Monday (pink), Tuesday (orange), Wednesday (yellow), Thursday (green), Friday (blue), and Saturday / Sunday (purple). The rows are also color-coded to match the columns. The title "Weekly Timetable" is written in blue at the top of the grid. A small logo is visible at the bottom center of the grid.


Monday	Tuesday	Wednesday	Thursday	Friday	Saturday / Sunday


How we Learn in Reception



Home Learning





- Daily reading - Little Wandle books
- Phonics sheet
- Dip and do activities



Little Wandle - Letters and Sounds Reception Phonics Home Learning		
Phase 2 - Autumn 1 Week 1 Focus - Phonemes s / a / t / p		

Please support your child to practise and reinforce the phonemes and graphemes we are learning in school. More information and support can be found on the Little Wandle website - <https://www.littlewandlelettersandsounds.org.uk/resources-for-parents/>

Phonemes we will be focusing on this week in school -

 Pronunciation Phrase - s Show your teeth and let the s hiss out ssss	 Pronunciation Phrase - a Open your mouth wide and make the a sound at the back of your mouth aaa
 Pronunciation Phrase - t Open your lips; put the tip of your tongue behind your teeth and press ttt	 Pronunciation Phrase - p Bring your lips together, push them open and say ppp

We will be orally blending words. Can you hear the phonemes in these words? Can you listen and then repeat the word?

s - a - t t - a - p s - a - p

p - a - t a - t

Let us celebrate with you



Date:

Child's name:

Wow Moment!

In the box below, please tell us any significant news about your child and family. Have you noticed something new they can do now? Have you been anywhere exciting as a family or have friends been to visit you? Please share these exciting occasions with us.

Today.....

Please attach a photo if you have one.

Working together

- Emails/School Gateway
- Newsletter (weekly on Friday)
- Peek at the week
- Meetings
- Phone calls
- Parents Evenings
- School Social Media – Facebook, Twitter and Instagram
- Class Rep
- Earlybird Sessions
- Live teaching sessions

Lunch



What to expect

Options

Dietary requirements


What if...?



Parents' Evenings

Autumn Term and Spring Term

- Appointment with your child's teacher
- Time to look at their books and work
- See the book fair
- Meet other parents
- Chat to members of the leadership team



Uniform



We want our children to be ambassadors for DPS and be proud of their appearance.

White or purple collared polo shirt (with or without school logo)

Purple sweatshirt with school logo Plain dark grey or black trousers/shorts/pinafore/skirt/culottes – in a school uniform style

Purple and white checked dress/school purple and white checked playsuit can be worn as an alternative to the above (from Easter Holidays to October half-term)

Plain white, grey or black knee length or ankle length socks (not trainer socks except with P.E. kit) or white, grey or black tights. ·

Black school shoes that the child can fasten and unfasten themselves – in a sensible style with a strap (no ballet pumps or boot-style shoes)



Uniform continued

We want our children to be ambassadors for DPS and be proud of their appearance.

No jewellery (including necklaces, bracelets, friendship bracelets, earrings)

Nail varnish cannot be worn in school



Pupil Premium

- The pupil premium is extra money for schools to help disadvantaged pupils of all abilities achieve their full potential.
- Parents earning under the threshold of £7,400 per household and receiving Universal Credit are eligible for FSM.

Relationships and Behaviour

Ready, Respectful and Safe.



Safeguarding

- Use of mobile phones on site
- Contacts for collection
- Playdates

Volunteer

- Parent helper opportunities
- Join the committee
- Volunteer at events
- Come along and have fun - Summer Fair on Saturday 28th June



Willow Club





Thank you for choosing Dorchester.
We are looking forward to getting to know
your amazing children.



You probably have lots! So please feel free to ask now or in private,
and if you think of something later, just get in touch.