



Let's get ready for Nursery



Starting Nursery

We are looking forward to welcoming your child to Dorchester Primary School Nursery, and if you are one of our new families, an extra big welcome to you as parents and carers too.

We know that children thrive at school when parents work in partnership with the school, and we want your child to feel happy, confident and ready as they make the transition into Nursery. Children who have a positive start in the first few years of school are more likely to attain highly throughout their whole school career – this is such an important time in their development.

To support you in helping us to jointly give your child the best possible start we have prepared this pack for you to work through with them in the weeks leading up to them starting school. It would be great if you could spend a few minutes each day practising the key skills outlined in the book, building them into your daily routine so that your child knows that learning is fun.

Please could you also complete the 'I'm a Star' sheet to let us know when your child has been able to carry out the different activities independently at home, as this will help us to support and encourage them in school.

With many thanks for your support.

Kind regards

Annabel Glover
Early Years Foundation Stage Leader

If you have any questions, please email me using the email address below:

aglover13@suttonmail.org

I'm a Star – Look what I can do!



Child's Name:

Please add a date to the stars if your child can do these things independently, and return to their Key Worker in September.

I can speak in
simple
sentences.

Date:

I can carry out a
small task on my
own.

Date:

I can use the
toilet
independently.

Date:

I can listen to
stories with
increasing
attention.

Date:

I can talk about
the picture I have
drawn.

Date:

I can count
to.....

Date:



How can my family help me to get ready for Nursery?

Developing Independence: Encourage your child to have a go!

- Support your child in getting to the toilet in time, wiping themselves, flushing the toilet and washing their hands. Sometimes children are so involved in play that accidents do happen. Please talk to your child about what to do if an accident occurs, encouraging them to ask an adult for help. Please provide a spare change of clothes in case accidents do happen.



- Develop self-help skills by encouraging your child to take off and put on their own jumper and coat. Support your child in doing up zips, buttons and poppers; we understand that these can be tricky so make it fun by dressing up toys in old clothes. Encourage your child to take their shoes and socks on and off by themselves. Don't wait until the first day - give them time to practise.






Help your child to communicate with others.

- Talk to your child without distractions from your mobile phone, the TV, radio or tablet. Talk about shared experiences that you have enjoyed such as visits, shopping trips, or things you have seen.




- Sing songs and nursery rhymes together these will help to develop their vocabulary. You will find some of our favourite nursery rhymes in this pack.



- Share stories with your child daily to help to enhance their vocabulary and love of reading. Encourage your child to turn the pages, talk about the pictures and join in with repeated refrains.



- Recognise and talk through your child's feelings and different emotions, this will help them to understand and communicate how they are feeling with staff.



- Where possible, encourage your child to play with other children taking turns and sharing resources. These are essential skills for when your child starts Nursery.
- You can also play turn taking games to help your child to understand that sometimes they have to wait for their turn and share with others.



Help your child to feel secure in their new environment.

- Talk to your child about the Nursery environment and staff. You may like to share these photographs with them to help them to become familiar with our faces. Please remember that in Nursery the children call the staff by their first names. Reassure your child that you will return each day to collect them!



Annabel Glover-Nursery Class
Teacher and EYFS Lead



Carol Stephens- Foundation
Stage Assistant



Zoe Brice –Learning Support
Assistant



Gemma Lauer –Learning Support
Assistant



- In Nursery your child will have their own coat peg with their name and photograph on it. They will also have a box to store all of their belongings in. To support them at home you can practise putting things away in a safe place.



Most importantly remember to enjoy your time together.
Play and have fun!

Parents

Please name ALL your child's clothes! It is important that all their clothes are named including vests, pants and even shoes! Sometimes stickers with pictures on can help the children to recognise objects that are theirs.

If you have any questions or concerns, please email me using the email address below. I am really looking forward to working with you all.

Annabel Glover-Nursery Class Teacher and EYFS Lead

aglover13@suttonmail.org


Incy Wincy Spider

Incy wincy spider climbed up the waterspout.
Down came the rain
and washed the spider out.
Out came the sun
and dried up all the rain
and the itsy-bitsy spider climbed up the spout again.



One, two, three, four, five

One, two, three, four, five,
Once I caught a fish alive,
Six, seven, eight, nine, ten,
Then I let him go again.
Why did you let him go?
Because he bit my finger so,
Which finger did he bite?
This little finger on my right.



I'm a Little Teapot

I'm a little teapot
Short and stout
Here's my handle
Here's my spout
When I see the tea cups
Hear me shout
Tip me up and pour me out



5 Little Monkeys

Five little monkeys jumping on the bed,
One fell off and bumped his head,
Mamma called the doctor
And the doctor said
"No more monkeys jumping on the bed!"...

